



woodardcurran.com

COMMITMENT & INTEGRITY DRIVE RESULTS

HULL WATER POLLUTION CONTROL FACILITY

AUGUST 2023

MONTHLY OPERATING REPORT



NPDES NO. MAG590037

Table of Contents

1	Executive Summary	3
2	Flows and Loadings.....	4
	Average effluent monthly flows – 2+ year comparison.....	5
	Two Month Summary of Rainfall and the Influence on Effluent Flows.....	6
3	Compliance	7
4	Key Performance Indicators	10
5	Maintenance summary.....	16
6	Safety.....	17
7	Staff Development.....	18
8	Collection System	19
	a. Wet Well Cleaning	19
	b. Collection System Maintenance	20
9	Project Management & Administration.....	21
	a. On-Going Projects and Support Items	21

1 EXECUTIVE SUMMARY

This Monthly Operating Report provides a summary of the pertinent information and activities that occurred at Hull WPCF during the month of August 2023.

- No lost-time incidents for the month of August.
- There were 159 effluent samples taken in August.
- There was one after-hours alarm call that required a response by W&C staff.
- The Asset Management Accounts summaries for contract year #9 is attached- the latest revision date is 8/23/2023.
- There were four calls from residents for E-One grinder pump issues, and two calls from residents reporting sewer back-ups.
- Third quarter's permit required Whole Effluent Toxicity (WET) testing was completed by RI Analytical Labs and the results submitted to the EPA.
- W&C's O&M continued its efforts to support the various ongoing engineering projects and upgrades at the plant- see the projects section.
- The weekly BioBot Covid-19 wastewater sampling & monitoring program continues to be done by W&C staff.

***Mike Sullivan – Plant Manager
Town of Hull WPCF
10/19/2023***

Woodard & Curran strives to deliver a high-quality operations service and is responsive to our customers' concerns. Please feel free to request any modifications to the format or content of this report.

2 FLOWS AND LOADINGS



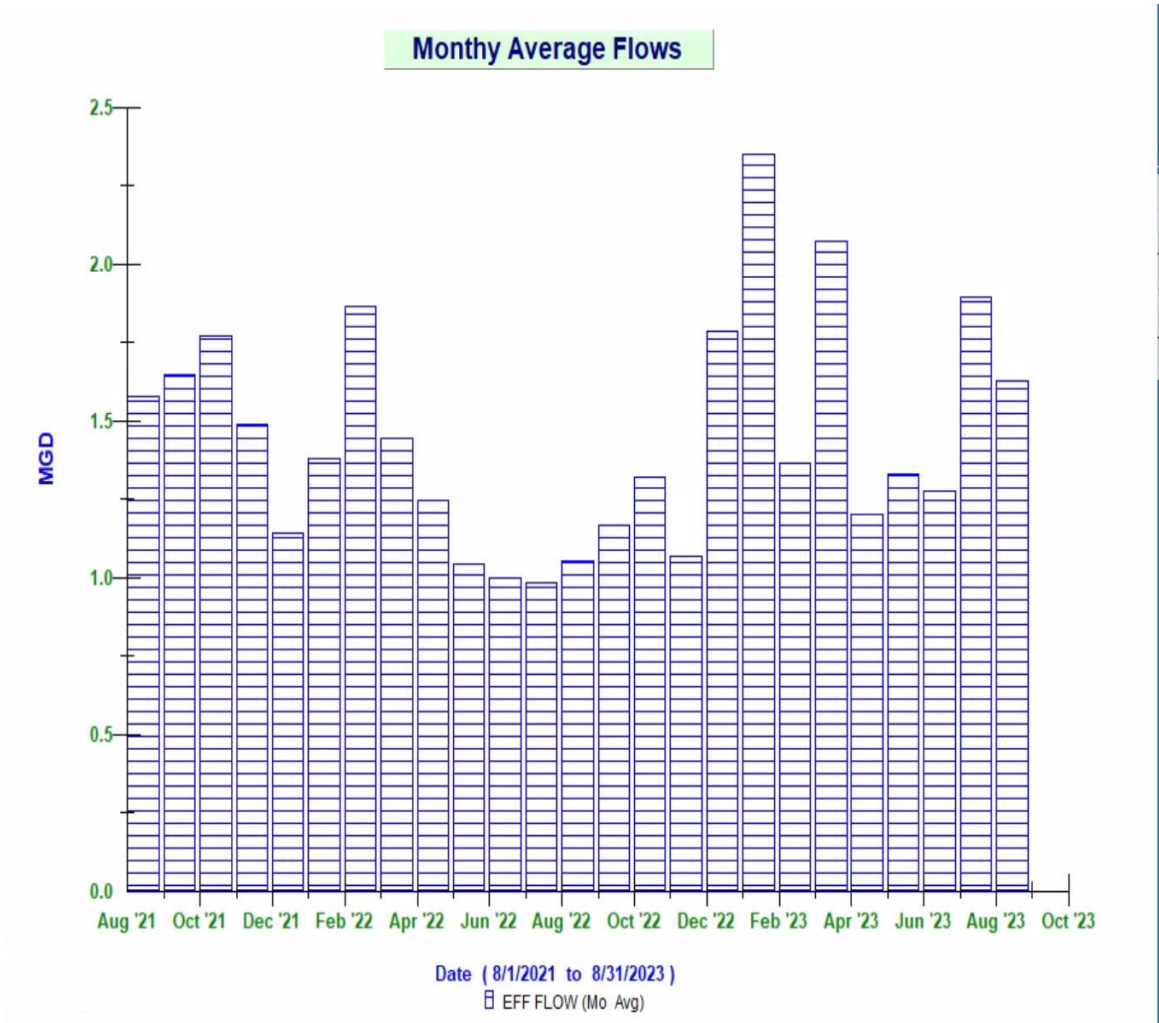
Average Daily Flows and Loadings for *AUGUST 2023*.

Month / Year	Eff Flow	Inf Flow	Inf BOD	Inf TSS	Eff BOD	EFF TSS
	MGD	MDG	LBS	LBS	LBS	LBS
Aug '21	1.58	1.89	1,970.14	3,516.41	37.23	74.48
Aug '22	1.05	1.16	2,045.30	3,000.93	60.90	203.97
Aug '23	1.63	1.63	982.62	2,329.05	51.54	107.46

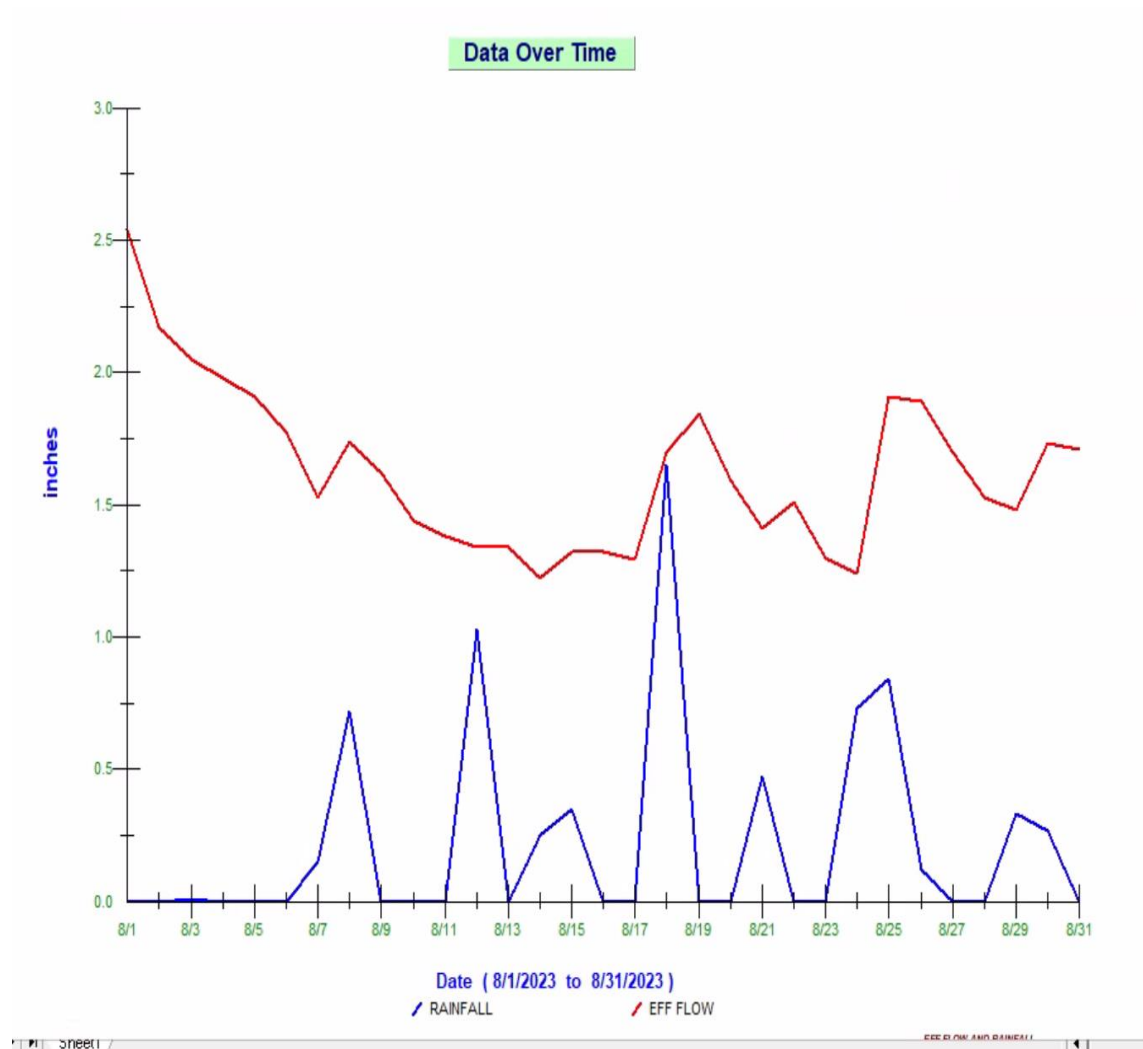
* On-Going -the existing influent flow meters are strap-on doppler flow meters, and the existing pipe condition prevents getting a strong signal. An area velocity meter in the aeration tank inlet channel is used as well as the headworks influent Parshall Flume meter to monitor influent flows. All reported loadings are based on the effluent flow meter [new mag meter April 2021]. All meters are tied into the Scada system so that influent flows can be monitored.

AVERAGE EFFLUENT MONTHLY FLOWS – 2+ YEAR COMPARISON

The monthly average effluent flow for August was 1.68 MGD, a bit less than July's 1.89 MGD. The total precipitation for August was 6.04 inches, less than July's 11.02 inches, yet still a very good amount, but with no impact on the plant's process and conditions. The graph below shows the 2-plus year summary of the monthly average flows.




TWO MONTH SUMMARY OF RAINFALL AND THE INFLUENCE ON EFFLUENT FLOWS



This graph shows the days where precipitation occurred [rainfall] [Blue Peaks].

3 COMPLIANCE



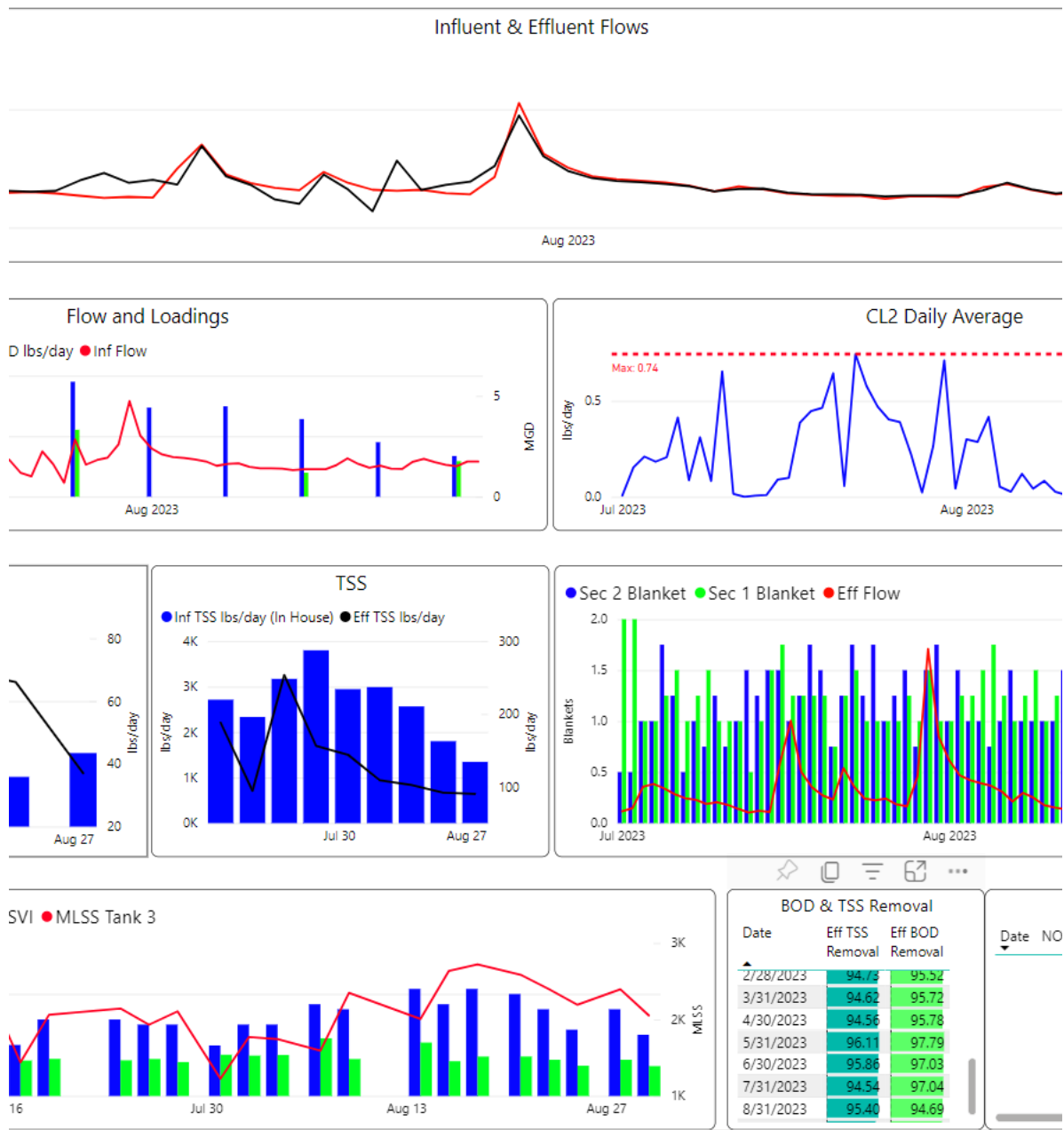
➤ Plant Effluent

- The plant process conditions throughout August were steady.

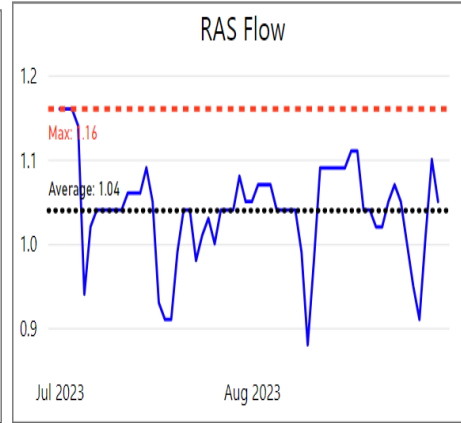
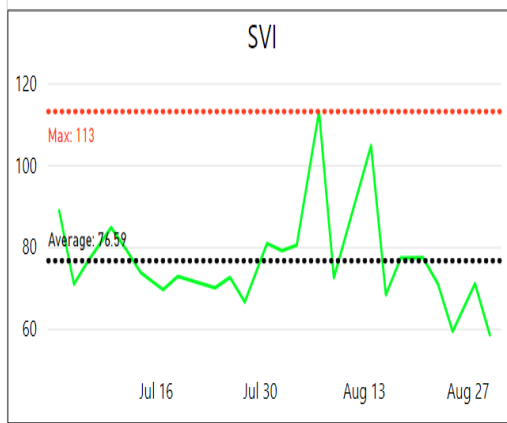
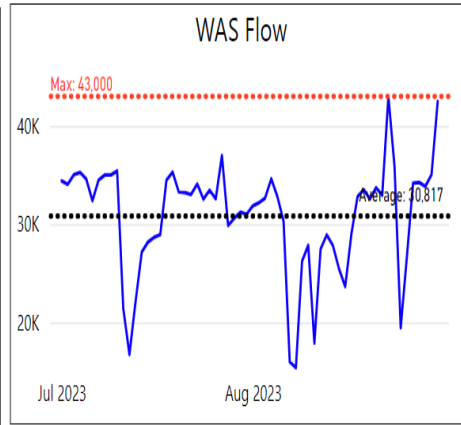

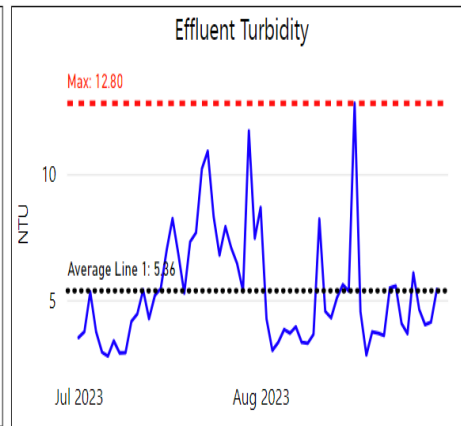
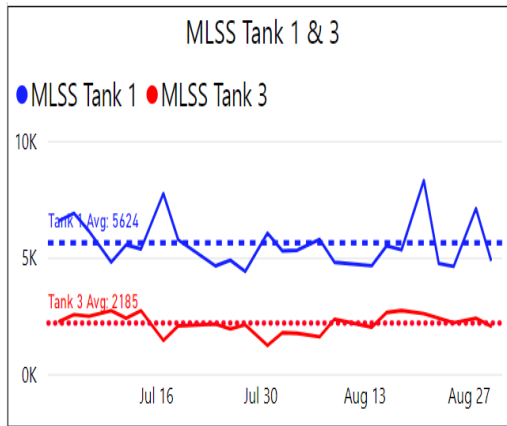


Monthly Process Summary graphs from power BI: June-July-Aug 2023.

➤ SECONDARY PROCESSES – POWER BI GRAPHS



2-month period ending on 8/31/2023.



Additional Power BI Graphs showing trends of various processes – 7/1/2023- 8/31/2023.

4 KEY PERFORMANCE INDICATORS



Parameter Info			Permit Requirements					Results				
Parameter	Hach WIMS Variable #	Units	Daily Max	Daily Min	Weekly Avg Max	Monthly Avg Max	Freq	Period Avg	Period Min	Period Max	# of Samples	# of Violations
Eff TSS	104 / 999081	MG/L	50		45	30	1 X Week	7.6	6.8	9.3	5	0
Eff TSS	184	LBS			1152	768	1 X Week	107.5	90.1	144.0	5	0
% TSS Rem	208	%		85			1 X Month	95.4			1	0
Eff BOD	108	MG/L	50		45	30	1 X Week	4.5	3.0	6.0	4	0
Eff BOD	185	LBS			1152	768	1 X Week	51.5	37.0	66.1	2	0
% BOD Rem	207	%		85			1 X Month	94.7			1	0
Eff Chlorine	142	MG/L	1			0.7	3 X Day	0.17	0.01	0.65	93	0
Eff Fecal	111	#/100 ML	260			88	1 X Week	14.3	10.0	70.0	14	0
Eff pH	136	SU	8.5	6.5			1X Daily	6.7	6.5	7.2	31	0
Enterococci	255	#/100 ML	276			35	1 X Week	11	10	20	5	0

There were 159 effluent samples taken in August.

➤ EFFLUENT COMPLIANCE POWER BI GRAPHS

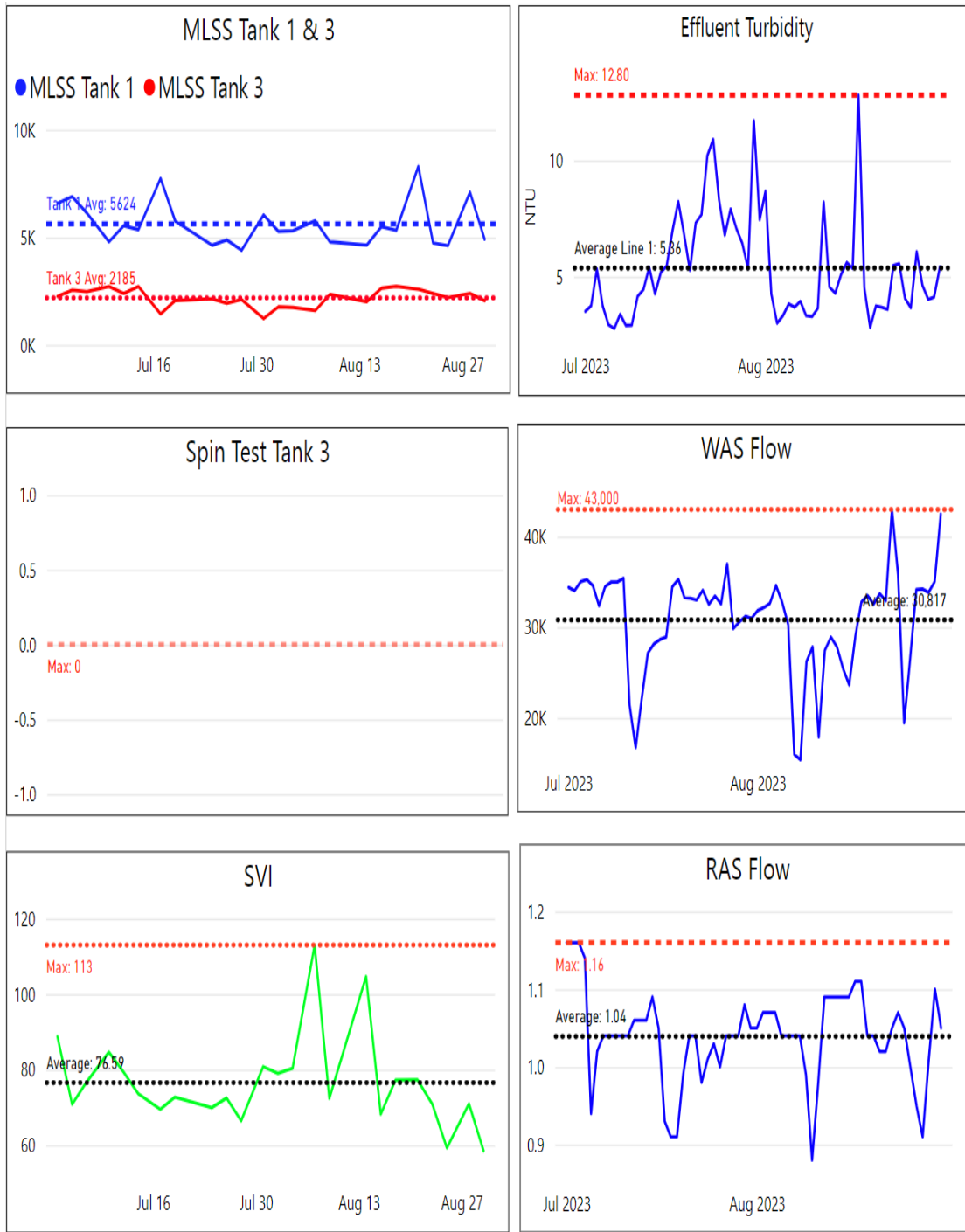


The quality of the effluent was satisfactory, and the turbidity (NTU) levels were normal.

Sewage Gallons Treated vs Sludge Disposed

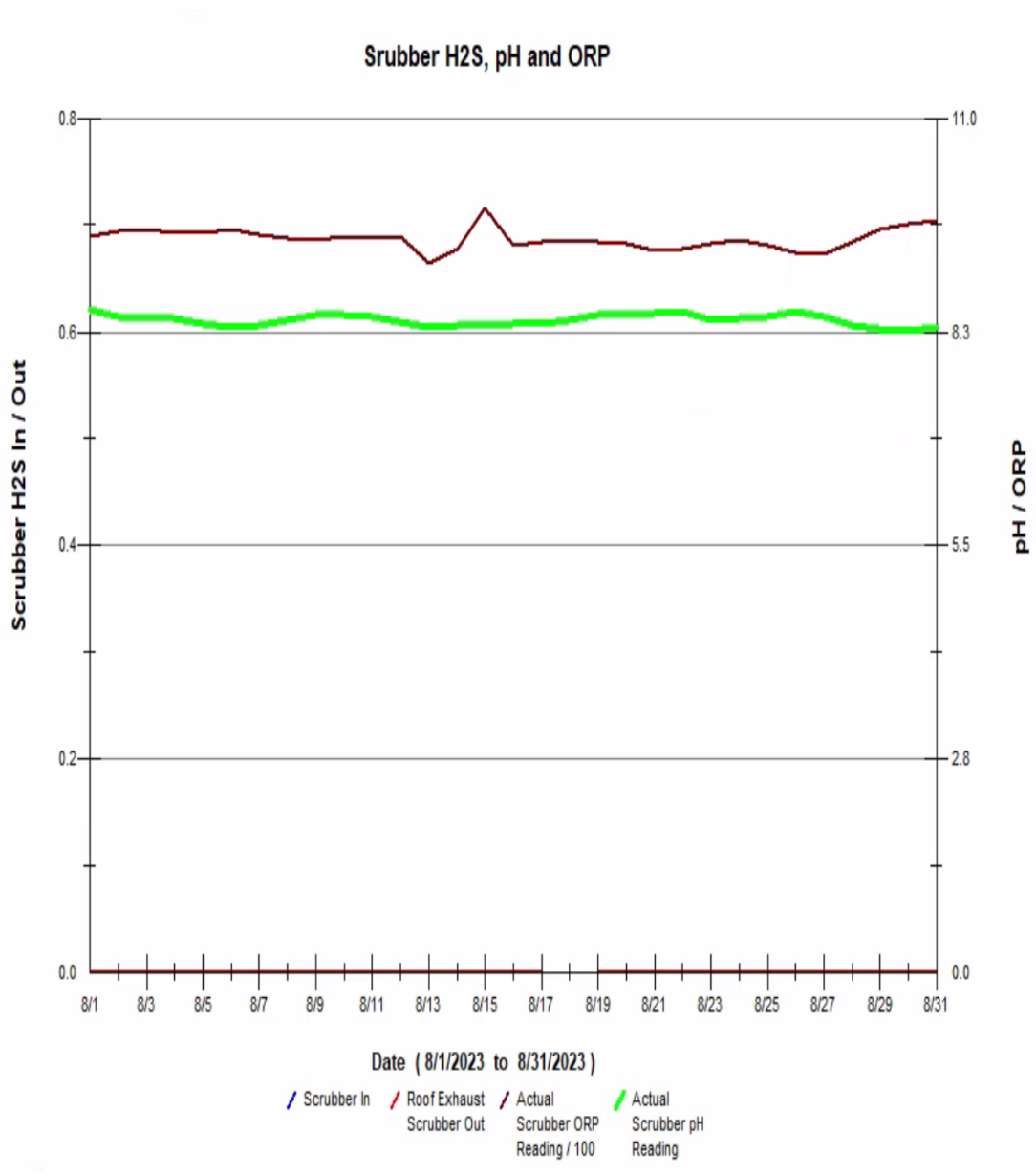
Month	Effluent Treated, MG	Sludge Disposed, Gals
Aug 2021	48.9	94,000
Aug 2022	32.7	42,300
Aug 2023	50.5	75,000

➤ **Additional Power BI graphs for sludge solids for 3-month period ending 8/31/2023.**

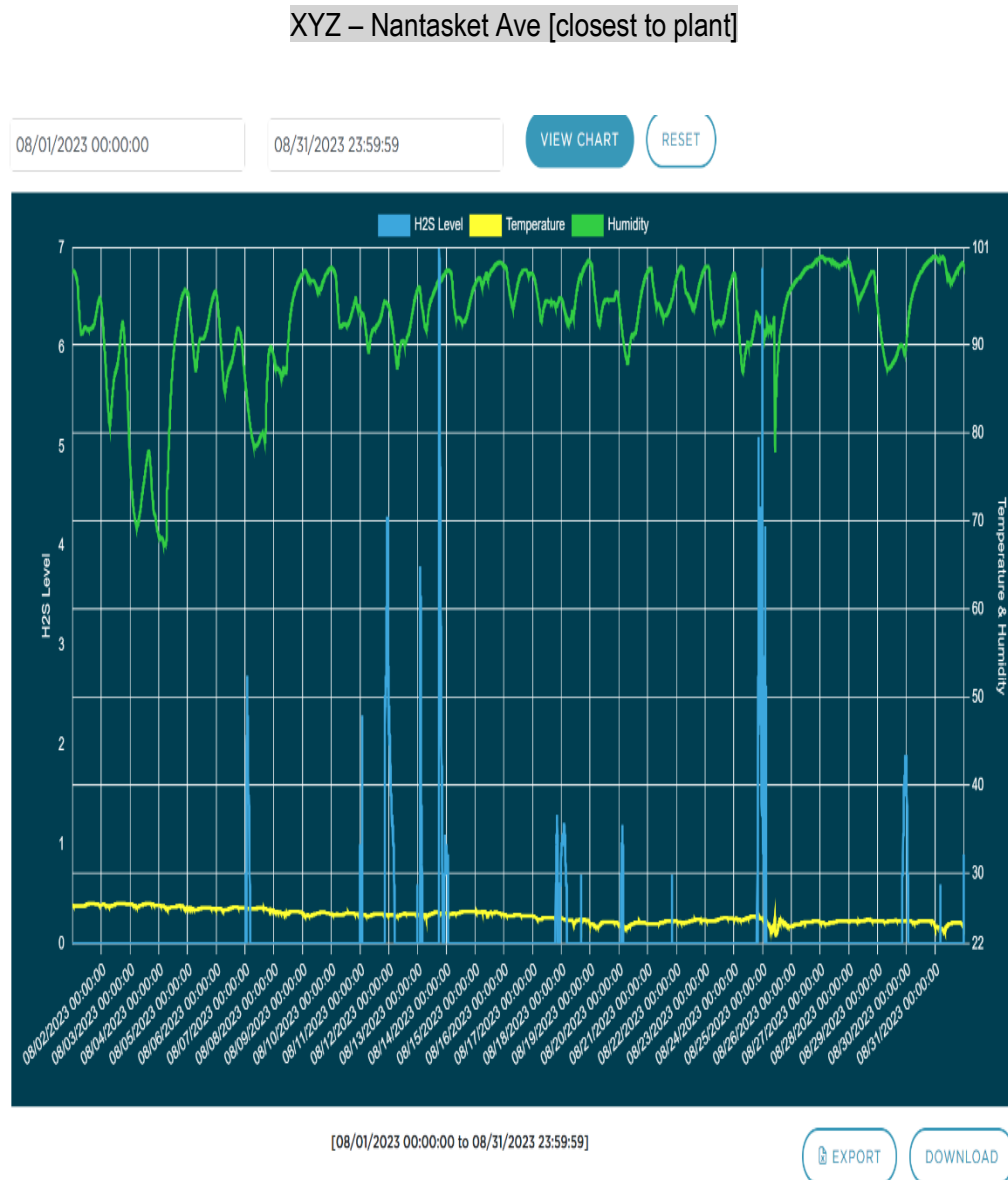


The Bioxide system was on, the feed rates were increased as the warmer summer temperatures set in. Monthly graphs are attached below, and the daily average Bioxide use for August was about 78 gallons per day.

- The “In-Pipe” bacteria containers in the collection system manholes were changed out on August 9th and 23rd.
- Slight changes - Hydrogen sulfide (H₂S) monitoring units were recording and trending on the odor scrubber. [inlet and outlet]. Increased scrubber fan speed slightly. See graph below:



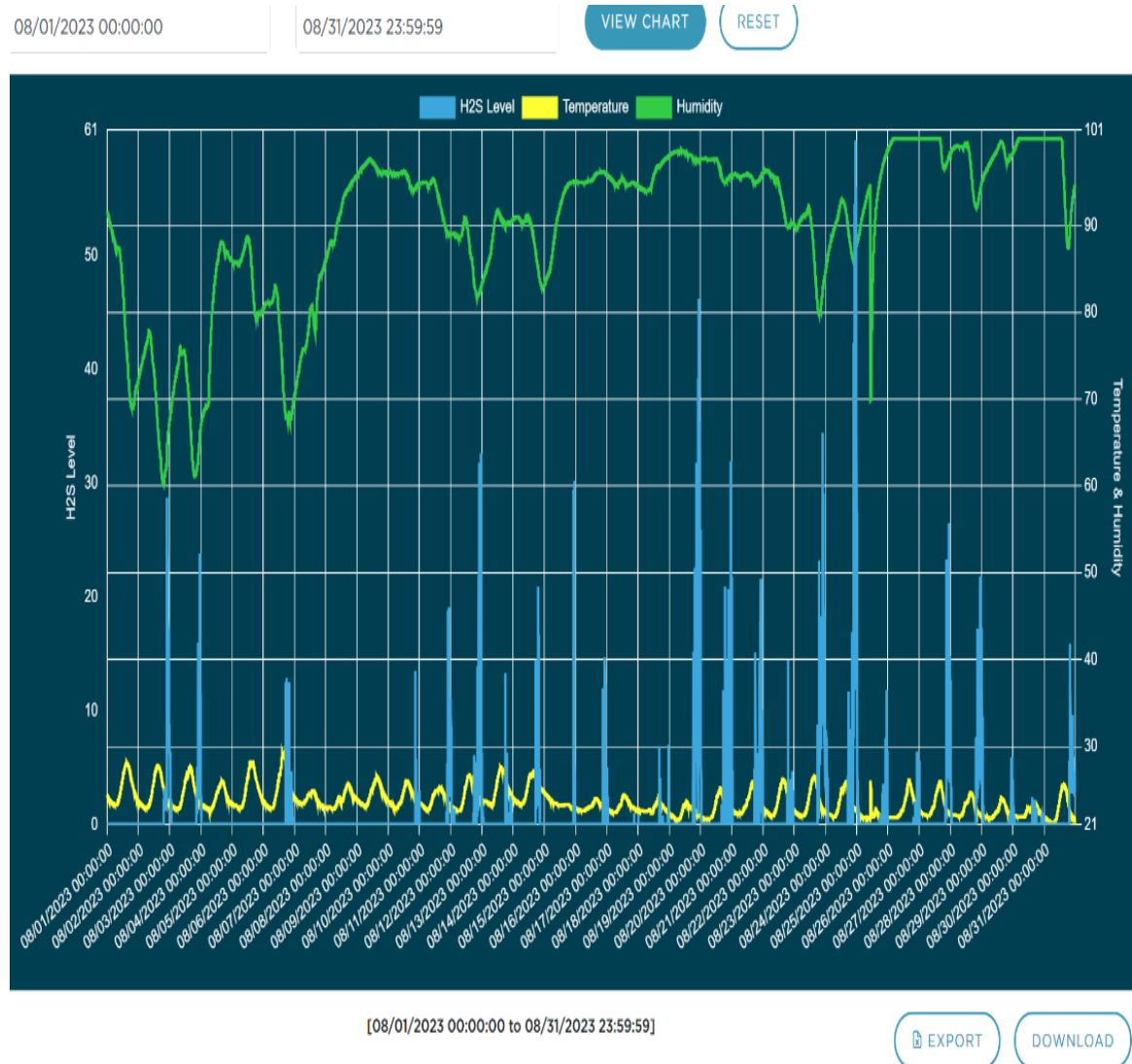
[pictured below: Scrubber trend and trending graphs for H2S levels recorded from the vapor link system cellular at XYZ Street/Nantasket Ave and Nantasket Ave/Water Street manholes.



The odor data logging unit at XYZ monitoring the overall H2S levels close to the plant. From the graph, the daily pattern of H2S levels see a rise in the mid-afternoon until late evening/early AM.

Nantasket Ave/Water Street [at end of PS 3 force main and PS 4 discharge]

Pump station #3 - H2S is monitored at the end of the force main in the manhole at Nantasket Ave & Water Street. Bioxide is added to allow excess nitrate in the sewage system to treat the additional H2S added from other parts the system – such as PS #4, contributions from lines feeding the interceptor - PS #5, PS #6, PS #9, Spinnaker Island, etc., all the way to the wastewater plant. H2S levels through July were normal, with some summer heat, and adjustments for more Bioxide feed were made. The average daily use of Bioxide in the collection system through August was 78 gallons per day.



Nantasket Ave

5 MAINTENANCE SUMMARY

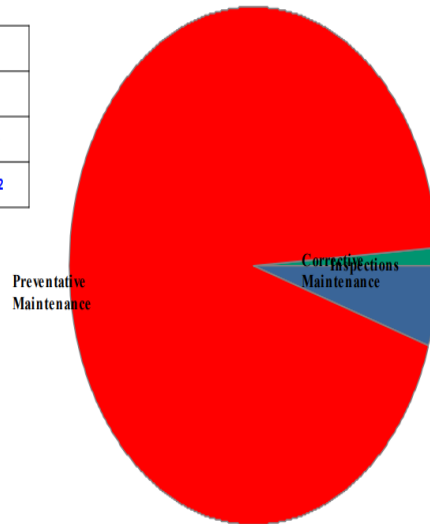


Maintenance History Report Hull Wastewater

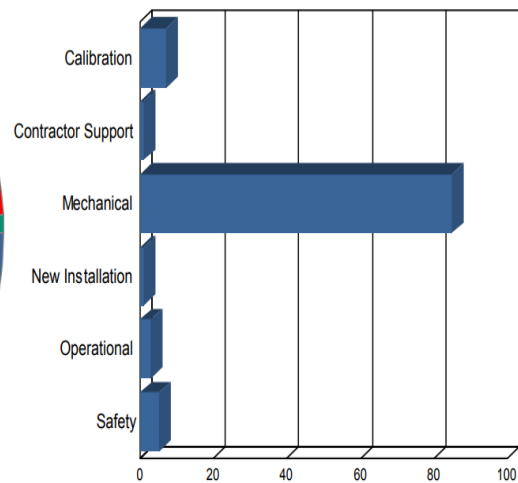
Start Date: 8/1/2023
End Date: 8/31/2023

Corrective Maintenance	5
Inspections	1
Preventative Maintenance	96
Total Work Orders	102

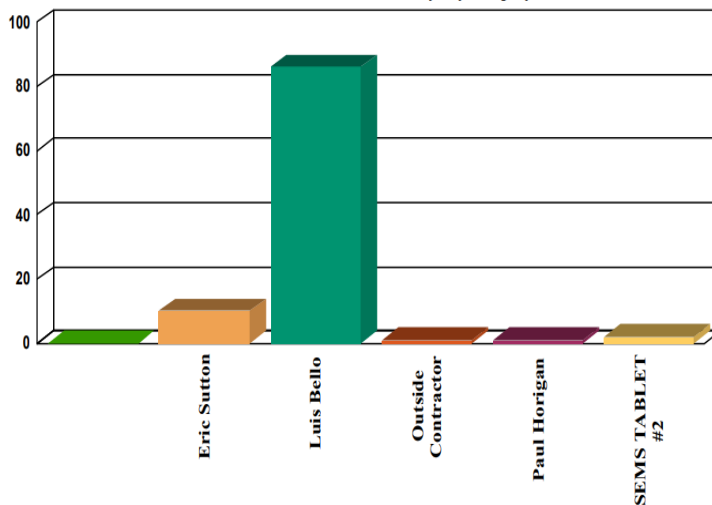
Work Order History By Type



Work Order History by Reason



Work Order History By Employee



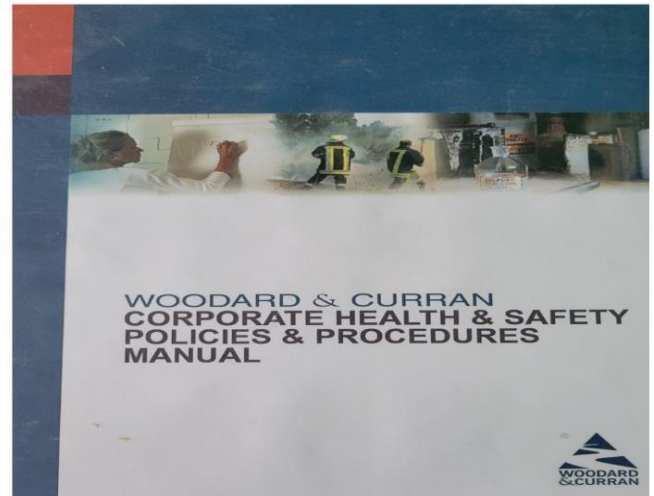

Employee	WO Count	Labor Hours
Eric Sutton	10	4
Luis Bello	86	0
Outside Contractor	1	0
Paul Horigan	1	0
SEMS TABLET #2	2	0
Unassigned	2	8
Totals	102	12

6 SAFETY



It is Woodard & Curran's policy to maintain a safe and healthy working environment for all employees and to comply with all applicable occupational health & safety regulations.

- There were no lost time incidents reported for the project in August.
- Monthly PM's - emergency eyewash and shower inspections, all plant fire extinguishers, and emergency lighting inspections.
- Monthly calibrations were performed on all MX4 & Max XT11 gas meters in use.
- The monthly W&C "SPARKS" safety meeting was held on August 30. Meeting included a review of W&C's monthly O&M "Lessons Learned!"- reviewing all safety related incidents occurring at all other W&C projects in July.
- W&C's monthly safety inspection checklist for the plant was completed.
- On August 15 new Hull staffers Clyde Lewis and Ben Porcher went to the Canton office for W&C's required CPR/ 1st AID/ AED training.
- With the recently added new W&C hires here at Hull, all staff reviewed the Hull Project's "Site Specific Safety Plan," which is updated annually, and the W&C "Corporate Health & Safety Policy & Procedures Manual."



7 STAFF DEVELOPMENT

Training is an important part of any operation to ensure employee health and safety is assured, quality standards are supported, staff skills are improved, career opportunities become available, and higher productivity is achieved.

Listed is a general outline of training that the staff received over the course of the month:

- All staff completed W&C's monthly Pure Safety training module and our monthly safety meeting was held on August 30- topics discussed were heat, heat stress, proper hydration, and attire for summer working. Staff also reviewed the "near-miss" incidents occurring at all W&C projects during the previous month of July in "Lessons Learned!"
- Regular, usually daily, safety briefings, operational updates & process control discussions, pump station operations, Dig Safes, and the Phase 2 construction project work scope ongoing.

Staffing related items:

- Plant continued to have weekend coverage supplemented with part-time staffers Roger Boltrushek and Ryan Holman, and the full-time W&C staff.
- O&M Specialists Paul Horigan and Jody St George continue to assist as needed with plant O&M projects.
- On August 15 W&C Hull staffers Clyde Lewis and Ben Porcher went to the Canton office for W&C's required CPR/ 1st AID/ AED training.

8 COLLECTION SYSTEM

A. WET WELL CLEANING

The actual schedule for wet well cleaning: May 2023 to April 2024:

(X-Cleaned) - (Orange – Inspected) - (Green – See notes) - (blank – no work done)

Frequency of cleaning	Pump Station							
	A	1	3	4	5	6	9	D
May, 2023								
June, 2023	X			X				
July, 2023								
Aug., 2023								
Sept. 2023								
Oct., 2023								
Nov, 2023								
Dec., 2023								
Jan., 2024								
Feb., 2024								
March 2024								
April 2024								

All pump stations except for Pump Station 3 and Station D have an aerator/mixer in the wet wells.

B. COLLECTION SYSTEM MAINTENANCE

Collection system work is being documented and tracked in Utility Cloud [UC] and a summarized report for September has been included as an attachment with the Monthly Operating Report. Woodard & Curran assisted/conducted camera work and sewer system support in the Hull collection system at the following areas during the month of September. Ongoing backup and blockage call outs requiring an increase in labor and time to support. Below summarizes W&C's efforts at the various call out locations.

- All pump stations' back-up power emergency generator testing- which consists of a weekly "no load" emergency generator running and a monthly "loaded" running.
- All Pump station wet wells were inspected in August- the monthly station inspections are completed and combined with the monthly station PM's.
- Uploading new or updated tie-cards to the UC as required.
- Dig-Safe mark outs are completed throughout the Town of Hull as needed to assist and facilitate scheduled and emergency gas repairs, broken water mains, roadway paving projects, and other residential and town projects. All are listed in the UC summary.
- On Aug 4, a call came in about a broken pipe at 110 Atlantic Avenue. Upon investigating W&C noted a broken cleanout cap, likely occurring when paving contractor P.A. Landers was re-doing the sidewalk after paving the road. The repairs were made, a dye test was done, and sewage flow was normal.
- A back up was reported on Aug 16th at 26 Orleans Road- the E-One grinder pump was found to be functioning properly and the issue within the house- the homeowner was advised to call a plumber.
- Another back up call on Aug 22 from the tenant just behind the former Nantasket Flats restaurant, which had been closed since January 1. A realtor had shown the property on Sunday Aug 20, and apparently a toilet had been flushed and the valve remained open, and the toilet supply water stayed running. Water finally emanated out of the grease trap, which is between the two buildings, causing the neighbor to call the Hull Fire Department. The property owner eventually came onsite, the toilet's water source valve was shut closed, and the emanating water stopped.
- There was a power failure at PS #9 on Monday 8/21 at 4:30 pm- however, only the pump station was without power in the area. The contracted emergency generator service provider SSG was unavailable until after 9pm, so W&C agreed for them to come the next day, as the generator was running fine, but W&C staff suspected a possible transfer switch issue. Tuesday morning W&C staff noticed a broken circuit up on the utility pole for the station- HMLP was called, and utility power was restored by 9am.
- The motor and pump assembly for pump #1 at Pum Station #4 was found to be seized during daily inspection. Seacoast Supply came on Thursday 24th to remove the pump and motor and install spares that are in storage back at the plant. Both compromised motor and pump units went right back to the Seacoast machine shop for assessment and rebuilding.
- E-One grinder pumps calls came in from residents at 5 Pond Street, 26 Orleans Road, 5 Nantasket Avenue, and 49 Wyola Avenue.

9 PROJECT MANAGEMENT & ADMINISTRATION



A. ON-GOING PROJECTS AND SUPPORT ITEMS

August updates:

- Phase 2 lead contractor Barletta Heavy has been onsite regularly along with subcontractor Annese Electrical.
- National Electrical Testing was onsite to test all the emergency generators' transfer switches. The 2 units at the plant were done on the 14th along with the unit at PS#9, and all the other pump stations' generators were done the next day. No issues were found!
- Matthew Kennedy of Chadwick-BaRoss was onsite Aug 29 for additional Enviro-Sight pole camera training, as Tom Molinari of the HDS and W&C new hires Ben P. & Clyde L. will all be using this camera for collection system work.
- The newly rebuilt motor for influent pump #2 was installed on Aug 29 and subsequently wired back in by contractor Hi-Voltage Electric the next day.

Enclosed with the MOR is the Utility Cloud's UC Summary!

Date	Asset ID	Asset Description	Asset Class	Name
7/13/2023 7:22	03-064	18 BAY VIEW ST	Hull Parcels	Sutton, Eric
7/31/2023 13:43	10-090	42 BEACON RD	Hull Parcels	Sutton, Eric
7/26/2023 12:59	12-083	10 W STREET	Hull Parcels	Sutton, Eric
7/13/2023 7:25	13-071	39 R STREET	Hull Parcels	Sutton, Eric
7/14/2023 11:49	14-006	7 H STREET	Hull Parcels	Sutton, Eric
7/14/2023 11:31	14-022	14 J STREET	Hull Parcels	Sutton, Eric
7/14/2023 11:33	14-039	21 J STREET	Hull Parcels	Sutton, Eric
7/13/2023 13:47	14-095	81 A CENTRAL AVE	Hull Parcels	Sutton, Eric
7/13/2023 14:22	15-005	47 H STREET	Hull Parcels	Sutton, Eric
7/14/2023 11:37	15-019	37 J STREET	Hull Parcels	Sutton, Eric
7/6/2023 12:23	15-065	245 BEACH AVE	Hull Parcels	Sutton, Eric
7/13/2023 14:03	15-086	251 BEACH AVE	Hull Parcels	Sutton, Eric
7/13/2023 14:15	16-036	23 G STREET	Hull Parcels	Sutton, Eric
7/14/2023 11:42	16-039-B	26 H STREET	Hull Parcels	Sutton, Eric
7/14/2023 11:45	16-041	20 H STREET	Hull Parcels	Sutton, Eric
7/14/2023 11:30	16-044	12 H STREET	Hull Parcels	Sutton, Eric
7/13/2023 13:42	16-073	6 G STREET	Hull Parcels	Sutton, Eric
7/13/2023 7:30	16-087	21 E STREET	Hull Parcels	Sutton, Eric
7/13/2023 13:30	16-093	20 F STREET	Hull Parcels	Sutton, Eric
7/13/2023 14:21	16-144-A	40 A H STREET	Hull Parcels	Sutton, Eric
7/13/2023 14:18	16-161	46 G STREET	Hull Parcels	Sutton, Eric
7/6/2023 11:00	16-171	35 F STREET	Hull Parcels	Sutton, Eric
7/13/2023 13:32	16-171	35 F STREET	Hull Parcels	Sutton, Eric
7/13/2023 13:52	17-034	59 A B STREET	Hull Parcels	Sutton, Eric
7/13/2023 13:54	17-038	67 B STREET	Hull Parcels	Sutton, Eric
7/27/2023 13:39	17-060	46 D STREET	Hull Parcels	Sutton, Eric
7/13/2023 7:29	17-076	76 D STREET	Hull Parcels	Sutton, Eric
7/13/2023 7:30	17-109	62 E STREET	Hull Parcels	Sutton, Eric
7/6/2023 11:03	17-130	74 F STREET	Hull Parcels	Sutton, Eric
7/31/2023 13:51	17-130	74 F STREET	Hull Parcels	Sutton, Eric
7/13/2023 13:59	21-005	131 BEACH AVE	Hull Parcels	Sutton, Eric
7/13/2023 8:04	21-011	162 SAMOSET AVE	Hull Parcels	Sutton, Eric
7/13/2023 8:06	21-067	105 MANOMET AVE	Hull Parcels	Sutton, Eric
7/20/2023 10:18	23-025	200 KINGSLEY RD	Hull Parcels	Sutton, Eric
7/31/2023 14:02	23-049	107 SAMOSET AVE	Hull Parcels	Sutton, Eric
7/13/2023 8:05	23-061	0 LINCOLN ST	Hull Parcels	Sutton, Eric
7/31/2023 14:03	23-061	0 LINCOLN ST	Hull Parcels	Sutton, Eric
7/13/2023 7:59	23-086	6 WARREN STREET	Hull Parcels	Sutton, Eric
7/12/2023 11:44	24-024	41 KENBERMA ST	Hull Parcels	Sutton, Eric
7/13/2023 7:52	24-024	41 KENBERMA ST	Hull Parcels	Sutton, Eric
7/13/2023 7:58	25-055	42 MASSASOIT AVE	Hull Parcels	Sutton, Eric
7/6/2023 11:14	25-101	29 MANOMET AVE	Hull Parcels	Sutton, Eric
7/13/2023 7:48	26-013	57 BATES ST	Hull Parcels	Sutton, Eric

7/13/2023 7:35 26-014	59 BATES ST	Hull Parcels	Sutton, Eric
7/13/2023 7:33 27-121	15 EDGEWATER RD	Hull Parcels	Sutton, Eric
7/13/2023 7:32 27-132	8 EDGEWATER RD	Hull Parcels	Sutton, Eric
7/13/2023 14:08 28-038	26 BELMONT ST	Hull Parcels	Sutton, Eric
7/13/2023 7:57 28-051	31 WALTHAM ST	Hull Parcels	Sutton, Eric
7/13/2023 7:54 29-031	83 EDGEWATER RD	Hull Parcels	Sutton, Eric
7/13/2023 7:34 29-054	58 EDGEWATER RD	Hull Parcels	Sutton, Eric
7/13/2023 10:40 32-063	66 CLIFTON AVE	Hull Parcels	Sutton, Eric
7/13/2023 10:52 32-068	54 CLIFTON AVE	Hull Parcels	Sutton, Eric
7/13/2023 11:00 32-070	48 CLIFTON AVE	Hull Parcels	Sutton, Eric
7/14/2023 11:03 33-104	115 BAY STREET	Hull Parcels	Sutton, Eric
7/14/2023 9:31 35-003	93 HAMPTON CIRCLE	Hull Parcels	Sutton, Eric
7/13/2023 7:55 35-032	19 ISLAND VIEW RD	Hull Parcels	Sutton, Eric
7/14/2023 10:03 35-100	15 FAIRMOUNT WAY	Hull Parcels	Sutton, Eric
7/13/2023 7:55 36-012	33 BAY STREET	Hull Parcels	Sutton, Eric
7/6/2023 11:38 36-017	47 BAY STREET	Hull Parcels	Sutton, Eric
7/27/2023 11:57 36-017	47 BAY STREET	Hull Parcels	Sutton, Eric
7/14/2023 9:48 36-038	23 HAMPTON CIRCLE	Hull Parcels	Sutton, Eric
7/20/2023 10:13 36-104	11 MAYFLOWER AVE	Hull Parcels	Sutton, Eric
7/14/2023 9:54 36-148	28 HAMPTON CIRCLE	Hull Parcels	Sutton, Eric
7/14/2023 9:58 36-166	55 HAMPTON CIRCLE	Hull Parcels	Sutton, Eric
7/14/2023 9:36 36-174	71 HAMPTON CIRCLE	Hull Parcels	Sutton, Eric
7/14/2023 9:35 36-176	0 HAMPTON CIRCLE	Hull Parcels	Sutton, Eric
7/6/2023 7:15 39-098	69 PARK AVE	Hull Parcels	Sutton, Eric
7/27/2023 13:51 48-011	19 STATE PARK RD	Hull Parcels	Sutton, Eric
7/27/2023 14:17 48-015	42 STATE PARK RD	Hull Parcels	Sutton, Eric
7/27/2023 14:09 48-019	1 LONG BEACH AVE	Hull Parcels	Sutton, Eric
7/27/2023 14:06 48-020-A	9 LONG BEACH AVE	Hull Parcels	Sutton, Eric
7/27/2023 13:52 48-029	16 STATE PARK RD	Hull Parcels	Sutton, Eric
7/27/2023 14:02 49-065	5 STATE PARK RD	Hull Parcels	Sutton, Eric
7/27/2023 14:01 49-066	7 STATE PARK RD	Hull Parcels	Sutton, Eric
7/27/2023 13:55 49-067	9 STATE PARK RD	Hull Parcels	Sutton, Eric
7/28/2023 14:35 49-067	9 STATE PARK RD	Hull Parcels	Sutton, Eric
7/28/2023 11:23 49-068	38 ATLANTIC HSE RD	Hull Parcels	Sutton, Eric
7/28/2023 14:37 49-068	38 ATLANTIC HSE RD	Hull Parcels	Sutton, Eric
7/13/2023 7:38 51-006	181 ATLANTIC AVE	Hull Parcels	Sutton, Eric
7/6/2023 12:16 51-007	187 ATLANTIC AVE	Hull Parcels	Sutton, Eric
7/6/2023 11:45 51-009	205 ATLANTIC AVE	Hull Parcels	Sutton, Eric
7/13/2023 7:37 51-064	50 VALLEY BEACH AVE	Hull Parcels	Sutton, Eric
7/6/2023 11:48 52-014	174 ATLANTIC AVE	Hull Parcels	Sutton, Eric
7/6/2023 12:19 52-014	174 ATLANTIC AVE	Hull Parcels	Sutton, Eric
7/31/2023 14:21 53-029	0 ATLANTIC AVE	Hull Parcels	Sutton, Eric
7/13/2023 7:41 54-032	12 DRIFTWAY	Hull Parcels	Sutton, Eric
7/7/2023 12:45 58-100	1169 NANTASKET AVE	Hull Parcels	Sutton, Eric

7/27/2023 11:47 F_833570_2921073	1 WORRICK RD	Hull Parcels	Sutton, Eric
7/7/2023 7:58 MH-20178	SEMS_Asset	Sanitary Manhole	Sutton, Eric
7/6/2023 10:12 MH-20759	SEMS_Asset	Sanitary Manhole	Sutton, Eric

[illegible]

Hull - Markout	View
Sewer Main Cleaning & CCTV	View
Hull - Sewer Backup	View



Maintenance History Report


Start Date: 8/1/2023

End Date: 8/31/2023

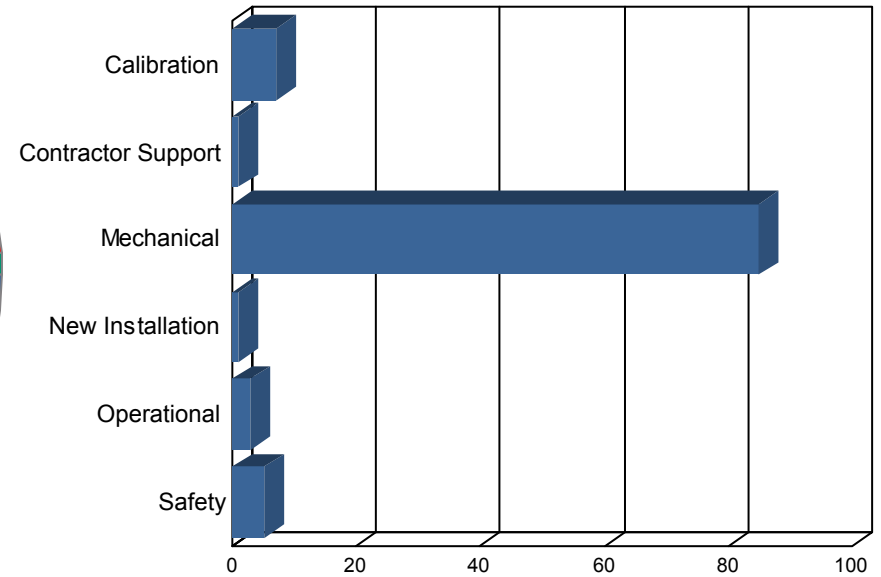
Hull Wastewater

Work Order History By Type

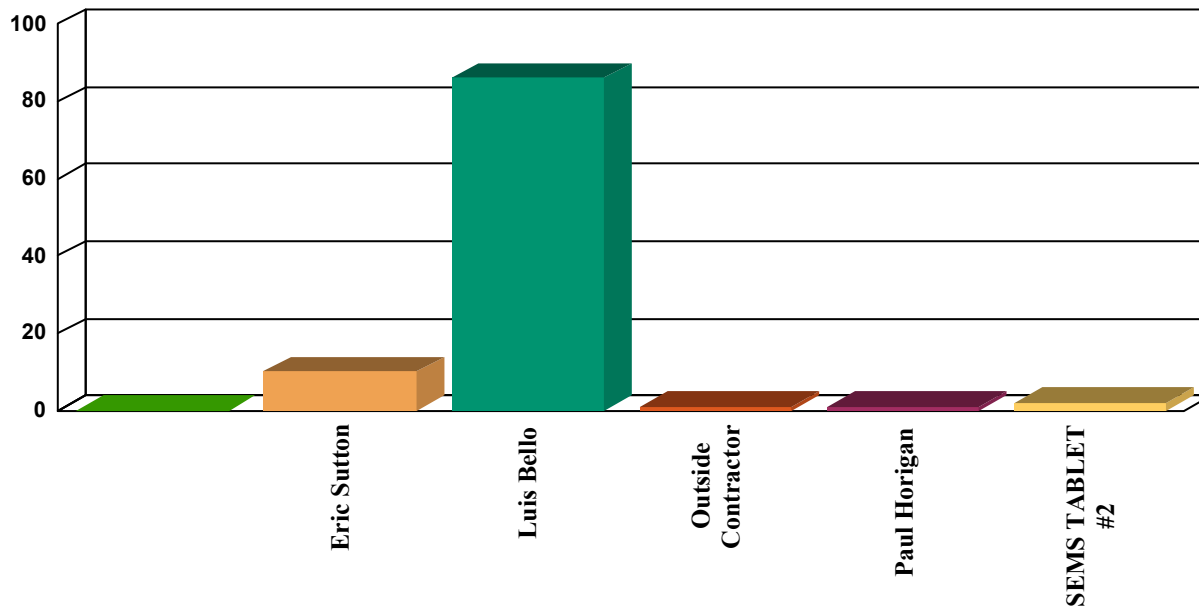
Corrective Maintenance	5
Inspections	1
Preventative Maintenance	96
Total Work Orders	102



Work Order History by Reason



Work Order History By Employee



Employee	WO Count	Labor Hours
Eric Sutton	10	4
Luis Bello	86	0
Outside Contractor	1	0
Paul Horigan	1	0
SEMS TABLET #2	2	0
Unassigned	2	8
Totals	102	12

Corrective Maintenance

Status Date	WO #	Asset Name	Work Description	Work History Note	Employee	Schedule Date	Status
8/5/23	18334	30 - WW Treatment Plant - General	Fixed track in garage to avoid trip hazzard	Used hammer drill to drill 3/16 hole in cement, used a 1/4 " tap con then screwed in	Eric Sutton	8/5/23	Completed
8/7/23	18335	RST Water Booster Pump	Es Ph replaced Booster pump and motor	Es ph replaced Booster pump an motor		8/7/23	Completed
8/10/23	18336	22 - WW - sewers/pipes/force mains	Add plug to drain pipe discharge may be causing infiltration to sewer	Es tom Molinari at beach over seawall to plug possible infiltration 4" pipe	Eric Sutton	8/10/23	Completed
8/18/23	18337	RST unit	Front drum wheels broken	Replace 2 front drum wheels		8/18/23	Completed
8/29/23	18338	Influent Pump 2 Motor	Es CL influent motor 2 back from repair, W/C lowered installed(bolts set screws just snug, waiting for final adjustments 8/30/23	See above description	Eric Sutton	8/29/23	Completed

Inspections

Status Date	WO #	Asset Name	Work Description	Work History Note	Employee	Schedule Date	Status
8/16/23	17893	Emergency Lighting & exit signs	Emergency Lighting Inspection - Monthly		Luis Bello	8/9/23	Completed

Preventative Maintenance

Status Date	WO #	Asset Name	Work Description	Work History Note	Employee	Schedule Date	Status
8/1/23	17872	Generators "All Pump Station"	Generator Weekly - Test Run no load		Luis Bello	7/31/23	Completed
8/7/23	18027	Generators "All Pump Station"	Generator - Monthly Load Test		Luis Bello	8/6/23	Completed
8/7/23	17956	PS 1 Generator	PS #1 Generator Inspection and Load Test - Monthly		Luis Bello	8/2/23	Completed
8/7/23	17957	PS 1 Generator	PS #1 Generator Inspection and Test - Weekly		Luis Bello	8/2/23	Completed
8/7/23	17962	PS 3 Generator	PS #3 Generator Inspection and Test - Weekly		Luis Bello	8/2/23	Completed
8/7/23	17967	PS 3 Generator	PS #3 Generator Inspection and Load Test - Monthly		Luis Bello	8/2/23	Completed
8/7/23	17968	PS 4 Generator	PS #4 Generator Inspection and Load Test - Monthly		Luis Bello	8/2/23	Completed
8/7/23	17969	PS 4 Generator	PS #4 Generator Inspection and Test - Weekly		Luis Bello	8/2/23	Completed
8/7/23	17980	PS 9 Generator	PS #9 Generator Inspection and Load Test - Monthly		Luis Bello	8/2/23	Completed
8/7/23	17981	PS 9 Generator	PS #9 Generator Inspection and Test - Weekly		Luis Bello	8/2/23	Completed
8/7/23	17986	PS 6 Generator	PS #6 Generator Inspection and Test - Weekly		Luis Bello	8/2/23	Completed
8/7/23	17991	PS 6 Generator	PS #5 Generator Inspection and Load Test - Monthly		Luis Bello	8/2/23	Completed
8/7/23	17974	PS 5 Generator	PS #5 Generator Inspection and Test - Weekly		Luis Bello	8/2/23	Completed
8/7/23	17979	PS 5 Generator	PS #5 Generator Inspection and Load Test - Monthly		Luis Bello	8/2/23	Completed
8/8/23	17843	Ventis MX4 #2 - 4 Gas	4 Gas Meter #2 Calibration - Monthly		Luis Bello	7/27/23	Completed

Preventative Maintenance

Status Date	WO #	Asset Name	Work Description	Work History Note	Employee	Schedule Date	Status
8/8/23	17844	Ventis MX4 #3 - 4 Gas	4 Gas Meter #3 Calibration - Monthly		Luis Bello	7/27/23	Completed
8/8/23	17845	Ventis MX4 #4 - 4 Gas	4 Gas Meter #4 Calibration - Monthly		Luis Bello	7/27/23	Completed
8/8/23	17847	Ventis MX4 #6 - 4 Gas	4 Gas Meter #6 Calibration - Monthly		Luis Bello	7/27/23	Completed
8/8/23	17846	Ventis MX4 #5 - 4 Gas	4 Gas Meter #5 Calibration - Monthly		Luis Bello	7/27/23	Waiting for Parts
8/8/23	17705	Ventis MX4 #5 - 4 Gas	4 Gas Meter #5 Calibration - Monthly		Luis Bello	6/29/23	Waiting for Parts
8/8/23	17851	GasAlert Max XTII #2	monthly calibration		Luis Bello	7/27/23	Completed
8/8/23	17994	GasAlert Max XTII #1	4 gas meter calibration - monthly		Luis Bello	8/1/23	Completed
8/9/23	17635	Aeration Blower 1	Aeration Blower #1 Air Filter Inspection - monthly		Luis Bello	6/27/23	Completed
8/9/23	17779	Aeration Blower 2	Aeration Blower #2 Air Filter Inspection - Monthly		Luis Bello	7/27/23	Completed
8/9/23	17636	Aeration Blower 2	Aeration Blower #2 Air Filter Inspection - Monthly		Luis Bello	6/22/23	Completed
8/10/23	17766	Influent Sluice Isolation Gate	Weekly operate through full range		Luis Bello	7/26/23	Completed
8/10/23	17862	High level floats	Weekly High Float Alarm test		Luis Bello	7/30/23	Completed
8/10/23	17877	All Plant Gear box reducers	GEAR BOX MAINT - WEEKLY		Luis Bello	7/30/23	Completed
8/10/23	18018	High level floats	Weekly High Float Alarm test		Luis Bello	8/6/23	Completed
8/10/23	18032	All Plant Gear box reducers	GEAR BOX MAINT - WEEKLY		Luis Bello	8/6/23	Completed
8/10/23	17910	Influent Pump 2	Monthly Check Pump Couplings		Luis Bello	8/2/23	Completed
8/10/23	17633	Influent Pump 4	Monthly Check Pump Couplings		Luis Bello	6/7/23	Completed
8/10/23	17770	Influent Pump 2	Semi Annual - ARI air release valve insp and cleaning		Luis Bello	7/5/23	Completed
8/10/23	17774	Influent Pump 4	Semi Annual - ARI air release valve insp and cleaning		Luis Bello	7/5/23	Completed
8/10/23	17775	Influent Pump 4	Monthly Check Pump Couplings		Luis Bello	7/5/23	Completed
8/11/23	17785	RAS Pump 1	Monthly Check Pump Couplings		Eric Sutton	7/5/23	Completed
8/11/23	17926	RAS Pump 1	Monthly Check Pump Couplings		Eric Sutton	8/2/23	Completed
8/11/23	17927	RAS Pump 2	Monthly Check Pump Couplings		Eric Sutton	8/2/23	Completed
8/11/23	17786	RAS Pump 2	Monthly Check Pump Couplings		Eric Sutton	7/5/23	Completed
8/11/23	17787	RAS Pump 3	Monthly Check Pump Couplings		Eric Sutton	7/5/23	Completed
8/11/23	17930	RAS Pump 3	Monthly Check Pump Couplings		Eric Sutton	8/2/23	Completed
8/11/23	17768	Influent Pump 1	Monthly Check Pump Couplings		Luis Bello	7/5/23	Completed
8/11/23	17769	Influent Pump 1	Semi Annual - ARI air release valve insp and cleaning		Luis Bello	7/5/23	Completed

Preventative Maintenance

Status Date	WO #	Asset Name	Work Description	Work History Note	Employee	Schedule Date	Status
8/11/23	17630	Influent Pump 1	Monthly Check Pump Couplings		Luis Bello	6/7/23	Completed
8/11/23	17909	Influent Pump 1	Monthly Check Pump Couplings		Luis Bello	8/2/23	Completed
8/11/23	17791	Primary Sludge Pump 2	Monthly Check Pump Couplings	The pump is seized	Luis Bello	7/5/23	Waiting for Parts
8/11/23	17624	Fixed Gas Monitoring System	Quarterly Calibration Headworks room gas meters	Waiting on contractors to replace the old equipment.	Luis Bello	6/7/23	Waiting for Parts
8/11/23	17651	Primary Sludge Pump 2	Monthly Check Pump Couplings	The pump is seized.	Luis Bello	6/7/23	Waiting for Parts
8/11/23	17778	Aeration Blower 1	Aeration Blower #1 Air Filter Inspection - monthly		Luis Bello	7/25/23	Completed
8/14/23	17898	Generator #1- Emergency Kohler 750	Generator - Monthly Load Test		Luis Bello	8/6/23	Completed
8/14/23	17760	Generator #1- Emergency Kohler 750	Generator Weekly - Test Run no load		Luis Bello	7/24/23	Completed
8/14/23	17761	Generator #1- Emergency Kohler 750	Generator Weekly - Test Run no load		Luis Bello	7/31/23	Completed
8/14/23	17755	Generator #2 - Backup Detroit 500	Generator Weekly - Test Run no load		Luis Bello	7/24/23	Completed
8/14/23	17756	Generator #2 - Backup Detroit 500	Generator Weekly - Test Run no load		Luis Bello	7/31/23	Completed
8/14/23	17958	PS 1 Generator	PS #1 Generator Inspection and Test - Weekly		Luis Bello	8/9/23	Completed
8/14/23	17963	PS 3 Generator	PS #3 Generator Inspection and Test - Weekly		Luis Bello	8/9/23	Completed
8/14/23	17970	PS 4 Generator	PS #4 Generator Inspection and Test - Weekly		Luis Bello	8/9/23	Completed
8/14/23	17982	PS 9 Generator	PS #9 Generator Inspection and Test - Weekly		Luis Bello	8/9/23	Completed
8/14/23	17987	PS 6 Generator	PS #6 Generator Inspection and Test - Weekly		Luis Bello	8/9/23	Completed
8/14/23	17975	PS 5 Generator	PS #5 Generator Inspection and Test - Weekly		Luis Bello	8/9/23	Completed
8/17/23	17903	Influent Sluice Isolation Gate	Weekly operate through full range		Luis Bello	8/2/23	Completed
8/17/23	17904	Influent Sluice Isolation Gate	Weekly operate through full range		Luis Bello	8/9/23	Completed
8/17/23	17651	Primary Sludge Pump 2	Monthly Check Pump Couplings	Dispatched To 6032936642	SEMS TABLET #2	6/7/23	Waiting for Parts
8/17/23	17624	Fixed Gas Monitoring System	Quarterly Calibration Headworks room gas meters	Dispatched To 6032936642	SEMS TABLET #2	6/7/23	Waiting for Parts
8/21/23	17805	PS 1 Generator	PS #1 Generator Inspection and Test - Weekly		Luis Bello	7/26/23	Completed
8/21/23	17809	PS 3 Generator	PS #3 Generator Inspection and Test - Weekly		Luis Bello	7/26/23	Completed
8/21/23	17815	PS 4 Generator	PS #4 Generator Inspection and Test - Weekly		Luis Bello	7/26/23	Completed
8/21/23	17983	PS 9 Generator	PS #9 Generator Inspection and Test - Weekly		Luis Bello	8/16/23	Completed
8/21/23	17825	PS 9 Generator	PS #9 Generator Inspection and Test - Weekly		Luis Bello	7/26/23	Completed
8/21/23	17829	PS 6 Generator	PS #6 Generator Inspection and Test - Weekly		Luis Bello	7/26/23	Completed
8/21/23	17819	PS 5 Generator	PS #5 Generator Inspection and Test - Weekly		Luis Bello	7/26/23	Completed

Preventative Maintenance

Status Date	WO #	Asset Name	Work Description	Work History Note	Employee	Schedule Date	Status
8/21/23	18029	Generators "All Pump Station"	Generator Weekly - Test Run no load		Luis Bello	8/14/23	Completed
8/21/23	17871	Generators "All Pump Station"	Generator Weekly - Test Run no load		Luis Bello	7/24/23	Completed
8/21/23	17976	PS 5 Generator	PS #5 Generator Inspection and Test - Weekly		Luis Bello	8/16/23	Completed
8/21/23	17964	PS 3 Generator	PS #3 Generator Inspection and Test - Weekly		Luis Bello	8/16/23	Completed
8/21/23	17971	PS 4 Generator	PS #4 Generator Inspection and Test - Weekly		Luis Bello	8/16/23	Completed
8/21/23	17959	PS 1 Generator	PS #1 Generator Inspection and Test - Weekly		Luis Bello	8/16/23	Completed
8/23/23	17275	Backflow Preventer - HVAC Room Boiler Makeup Feed	Backflow Preventor Test (HVAC Room Boiler) - Semi Annual		Outside Contractor	4/12/23	Completed
8/24/23	17929	RAS Pump 3	RAS Pump #3 PM - Quarterly		Paul Horgan	8/2/23	Completed
8/24/23	17925	RAS Pump 1	RAS Pump #1 PM - Quarterly		Luis Bello	8/2/23	Completed
8/24/23	17905	Influent Sluice Isolation Gate	Weekly operate through full range		Eric Sutton	8/16/23	Completed
8/24/23	18033	All Plant Gear box reducers	GEAR BOX MAINT - WEEKLY		Luis Bello	8/13/23	Completed
8/24/23	17928	RAS Pump 2	RAS Pump #2 PM - Quarterly		Luis Bello	8/2/23	Completed
8/28/23	17960	PS 1 Generator	PS #1 Generator Inspection and Test - Weekly		Luis Bello	8/23/23	Completed
8/28/23	17965	PS 3 Generator	PS #3 Generator Inspection and Test - Weekly		Luis Bello	8/23/23	Completed
8/28/23	17972	PS 4 Generator	PS #4 Generator Inspection and Test - Weekly		Luis Bello	8/23/23	Completed
8/28/23	17984	PS 9 Generator	PS #9 Generator Inspection and Test - Weekly		Luis Bello	8/23/23	Completed
8/28/23	17989	PS 6 Generator	PS #6 Generator Inspection and Test - Weekly		Luis Bello	8/23/23	Completed
8/28/23	17977	PS 5 Generator	PS #5 Generator Inspection and Test - Weekly		Luis Bello	8/23/23	Completed
8/28/23	18030	Generators "All Pump Station"	Generator Weekly - Test Run no load		Luis Bello	8/21/23	Completed
8/29/23	17899	Generator #1- Emergency Kohler 750	Generator Weekly - Test Run no load		Luis Bello	8/14/23	Completed
8/29/23	17900	Generator #1- Emergency Kohler 750	Generator Weekly - Test Run no load		Luis Bello	8/21/23	Completed
8/29/23	17895	Generator #2 - Backup Detroit 500	Generator Weekly - Test Run no load		Luis Bello	8/14/23	Completed
8/29/23	17896	Generator #2 - Backup Detroit 500	Generator Weekly - Test Run no load		Luis Bello	8/21/23	Completed
8/30/23	17940	Sludge Transfer Pump 2	Monthly Check Pump Couplings		Luis Bello	8/2/23	Completed
8/30/23	17653	Sludge Transfer Pump 2	Monthly Check Pump Couplings		Luis Bello	6/7/23	Completed

Asset Management Accounts - Year 9							
		Actual to date			Projected for Final Estimate		
Account		Budgeted Amount	Spent to Date	Delta	Projected costs and incl PO's	Final est	Delta
09M-101A	Preventive Maint	\$242,712.26	\$57,055.88	\$185,656.38	\$114,140.00	\$171,195.88	\$71,516.38
09M-102B	Capital and Major Repairs	\$140,000.00	\$34,151.12	\$105,848.88	\$70,500.00	\$104,651.12	\$35,348.88
09M-103A	Major Sub Contractors	\$206,459.14	\$78,738.18	\$127,720.96	\$179,000.00	\$257,738.18	(\$51,279.04)
blank							
	Asset Management	\$589,171.40	\$169,945.18	\$419,226.22	\$363,640.00	\$533,585.18	\$55,586.22

\$419,226.22

Budget expended	Time Status	
	NOW=	10/16/2023
	Start	5/1/2020
23.5%	346.1%	322.6%
24.4%	346.1%	321.8%
38.1%	346.1%	308.0%
28.8%	346.1%	317.3%

09S	D Street	\$7,500.00	\$4,222.43	\$3,277.57	\$0.00	\$4,222.43	\$3,277.57
-----	----------	------------	------------	------------	--------	------------	------------

56.3%	346.1%	289.8%
-------	--------	--------

09C	Odor Control Chemicals	\$100,000.00	\$129,448.00	(\$29,448.00)	\$0.00	\$129,448.00	(\$29,448.00)
-----	------------------------	--------------	--------------	---------------	--------	--------------	---------------

129.4%	346.1%	216.7%
--------	--------	--------

\$389,778.22

Estimated total remaining 09M, 09C	\$26,138.22
------------------------------------	-------------

		08M 101A Preventive Maint								
							Budget	Budget	Total Spent	Variance
							\$ 242,712.26		\$57,055.88	185,656.38
Project Name / Approved Authorization #	Full Cost Elements	Vendor Name / Employee Name	PO #	Date Ordered / Worked	Hours Worked	Purpose of Vendor Invoice / Timesheet Comments	Actual /Estimate Label	Vendor Invoice Number	Vendor Invoice Amount / Wages	Date Sent to Portland
81	081 Engineer 2									
81	081 Engineer 2									
262	262 Proj Tech Specialist									
262	262 Proj Tech Specialist									
341	341 Technical Specialist 2									
341	341 Technical Specialist 2									
342	342 Sr. Operations Specialist	Paul Horigan		7/31/23	8	Primary pumps, influent pump 1 repairs	Actual		816.00	
342	342 Sr. Operations Specialist	Paul Horigan		8/7/23	9	Replaced booster pump	Actual		918.00	
342	342 Sr. Operations Specialist	Paul Horigan		8/10/23	9	Pumps, pressure gauge	Actual		918.00	
342	342 Sr. Operations Specialist	Paul Horigan		8/22/23	9	PS9 generator running. PMs troubleshoot station 4 pump 1	Actual		918.00	
342	342 Sr. Operations Specialist	Paul Horigan		8/23/23	9	Continue on at Station 4, check oil at secondary clarifiers	Actual		918.00	
342	342 Sr. Operations Specialist	Paul Horigan		8/24/23	12	Work with Seacoast to repce pump & motor at Station 4, motor internal short on windings, pump was bound up, no rgs or debris possible bearing	Actual		1,224.00	
342	342 Sr. Operations Specialist									
342	342 Sr. Operations Specialist									
355	355 Sr. Tech Mgr									
355	355 Sr. Tech Manager									
355	355 Sr. Tech Manager									
376	376 Tech Specialist	Jody St. George		8/28/23	10	Repair light in sub basement; solder hose fitting onto pipe in sub basement for city water bypass to influent pumps; construction meeting	Actual		1,024.00	
380	Technical mgr II									
380	Technical mgr II									
380	Technical mgr II									
380	Technical mgr II									
380	Technical mgr II									
380	Technical mgr II									
380	Technical mgr II									
380	Technical mgr II									
380	Technical mgr II									
380	Technical mgr II									
5200.12	5200.12 Field Equipment	Mike P-Card		8/30/23		Sensaphone - backup alarm system	Actual		299.40	Joyce to move from 5204.05

		08M 101A Preventive Maint								
							Budget	Budget	Total Spent	Variance
							\$ 242,712.26		\$57,055.88	185,656.38
Project Name / Approved Authorization #	Full Cost Elements	Vendor Name / Employee Name	PO #	Date Ordered / Worked	Hours Worked	Purpose of Vendor Invoice / Timesheet Comments	Actual /Estimate Label	Vendor Invoice Number	Vendor Invoice Amount / Wages	Date Sent to Portland
5200.12	5200.12 Field Equipment	Automatech	106207	5/10/23		Winn-911 Renewal/Upgrade	Actual		2,176.00	
5200.12	5200.12 Field Equipment	Automatech	106207	5/15/23		XL Reporter Renewal	Actual		1,500.00	
5200.12	5200.12 Field Equipment	Northeast Electrical	106208	5/10/23		Self Assist Support Online	Actual		623.00	
5200.12	5200.12 Field Equipment	GE Digital	106209	5/4/23		iFix software/support renewal	Actual		13,840.72	
5200.12	5200.12 Field Equipment	linsigh5t	106234	5/8/23		Renew softare threat prevention, globalProtect PA-2	Actual		1,307.38	
5200.12	5200.12 Field Equipment									
5200.2	5200.20 Vehicle Expense									
5200.2	5200.20 Vehicle Expense									
5200.2	5200.20 Vehicle Expense									
5204.27	5204.27 Misc Maintenance									
5204.27	5204.27 Misc Maintenance									
5204.27	5204.27 Misc Maintenance									
5204.27	5204.27 Misc Maintenance	Mike P-Card		6/5/23		Nantasket Hardware - May Invoice	Actual		71.51	pd 6/5
5204.27	5204.27 Misc Maintenance	Mike P-Card		9/6/23		Nantasket Hardware - Aug Invoice	Actual		78.53	pd 9/6
5204.27	5204.27 Misc Maintenance	Mike P-Card		8/4/23		Nantasket Hardware July Invoice	Actual		108.66	pd 8/4
5204.27	5204.27 Misc Maintenance	Mike P-Card		10/4/23		Nantasket Hardware Sept Invoices	Actual		147.53	
5204.27	5204.27 Misc Maintenance	USA BlueBook		8/8/23		Marking Paint (2 cases)	Actual		167.65	pd concur 8/10
5204.27	5204.27 Misc Maintenance	Mike P-Card		7/7/23		Nantasket Hardware - June Invoice	Actual		259.22	pd 7/7
5204.29	5204.29 Buildings & Grounds Maintenance	Grainger		9/13/23		3 cord storage wheels	Actual		17.13	pd Concur 9/15
5204.29	5204.29 Buildings & Grounds Maintenance	Amazon		6/5/23		3x5' American Flag	Actual		24.99	pd concur 6/7
5204.29	5204.29 Buildings & Grounds Maintenance	Amazon		6/18/23		4x6 American Flag	Actual		34.97	pd concur 6/20
5204.29	5204.29 Building & Grounds Maintenance	Grainger		10/5/23		Wall mounted eye wash station	Actual		41.72	pd Concur 10/9
5204.29	5204.29 Buildings & Grounds Maintenance	Grainger		6/1/23		6 cans marking paint	Actual		97.02	pd concur 6/5
5204.29	5204.29 Buildings & Grounds Maintenance	Amazon		10/3/23		2 desks for offices	Actual		207.99	pd Concur 10/5
5204.29	5204.29 Buildings & Grounds Maintenance	Flight Alarm Corporation		5/9/23		Removed defective smoke detector #59, replaced detector	Actual		291.00	5/24 sent to Concur
5204.29	5204.29 Buildings & Grounds Maintenance	Flight Alarm Corporation		9/5/23		AES Radio IntelliNet Monitoring (12)	Actual		480.00	pd Concur 9/8
5204.29	5204.29 Buildings & Grounds Maintenance	Flight Alarm Corporation		5/12/23		2 Smoke detectors 1 replaced 1 as spare	Actual		516.76	submit to Concur 6/15
5204.29	5204.29 Buildings & Grounds Maintenance	Amazon		9/1/23		2 book shelves	Actual		794.50	pd Concur 9/6

		08M 101A Preventive Maint								
							Budget	Budget	Total Spent	Variance
							\$ 242,712.26		\$57,055.88	185,656.38
Project Name / Approved Authorization #	Full Cost Elements	Vendor Name / Employee Name	PO #	Date Ordered / Worked	Hours Worked	Purpose of Vendor Invoice / Timesheet Comments	Actual /Estimate Label	Vendor Invoice Number	Vendor Invoice Amount / Wages	Date Sent to Portland
5204.29	5204.29 Buildings & Grounds Maintenance	Sunbelt Rentals		7/20/23		man lift rental; concrete water proofing & caulking @ plant	Actual		1,167.50	submit to Concur 7/31
5204.29	5204.29 Buildings & Grounds	TECTA America		7/27/23		repair leak on roof. Sealed mushroom head pens and apply 4500 under edge metal to stop water	Actual		1,162.19	paid Concur 7/28
5204.29	5204.29 Buildings & Grounds	TECTA America	106723	8/29/23		Investigate leak on stairwell, and leak near door. Repairs made to holes throughout the roof	Actual		1,564.24	
5204.29	5204.29 Buildings & Grounds Maintenance	Building Envelope Analysis	106810	9/25/23		Roof Inspection/Assessment	Estimate		3,450.00	
5204.29	5204.29 Buildings & Grounds Maintenance	TECTA America	106393	6/12/23		Annual Roof Maintenance	Actual		3,500.00	Mike approved 6/13
5204.29	5204.29 Buildings & Grounds Maintenance									
5204.3	5204.30 Electrical Maintenance									
5204.3	5204.30 Electrical Maintenance									
5204.3	5204.30 Electrical Maintenance									
5204.3	5204.30 Electrical Maintenance	National Electric Testing		8/15/23		Test 8 Automatic Transfer Switches	Actual		1,960.00	pd Concur 9/6
5204.3	5204.30 Electrical Maintenance									
5204.31	5204.31 Misc Maintenance									
5204.32	5204.32 Equipment Rental	Airgas		5/1/23		Lease renewal 6/1/23-5/31/24	Actual		667.50	Sent to Concur 5/26
5204.32	5204.32 Equipment Rental	Grainger		9/14/23		2 cam & groove adapters	Actual		73.94	pd Concur 9/18
5204.32	5204.32 Equipment Rental									
5204.34	5204.34 Hand Tools Maintenance	Amazon		8/21/23		3 pcs Blade Glass Fuse Puller Insertion Tool	Actual		9.18	pd Concur 8/22
5204.34	5204.34 Hand Tools Maintenance	Grainger		8/31/23		Chain hoists, penlights, flashlights	Actual		876.21	pd Concur 9/6
5204.34	5204.34 Hand Tools Maintenance									
5204.34	5204.34 Hand Tools Maintenance									
5204.36	5204.36 Instrumentation Maint									
5204.36	5204.36 Instrumentation Maint	Economy Lab Services		7/7/23		Routine preventative maintenance & calibration 8 lab equipment	Actual		640.00	submit to Concur 7/31
5204.36	5204.36 Instrumentation Maint									
5204.36	5204.36 Instrumentation Maint									
5204.36	5204.36 Instrumentation Maint									
5204.37	5204.37 Janitorial Supplies	Grainger		9/14/23		3 Hand Sanitizer	Actual		58.26	approve Concur 9/18

		08M 101A Preventive Maint								
							\$ 242,712.26		\$57,055.88	185,656.38
Project Name / Approved Authorization #	Full Cost Elements	Vendor Name / Employee Name	PO #	Date Ordered / Worked	Hours Worked	Purpose of Vendor Invoice / Timesheet Comments	Actual /Estimate Label	Vendor Invoice Number	Vendor Invoice Amount / Wages	Date Sent to Portland
5204.37	5204.37 Janitorial Supplies	Land-Tek		8/7/23		3 cases towel rolls, black liners, handsoap	Actual		359.62	submit to Concur 8/11
5204.37	5204.37 Janitorial Supplies									
5204.37	5204.37 Janitorial Supplies									
5204.39	5204.39 Lubricants	Mike Pcard		7/27/23		Chemsearch	Actual		179.94	Brian R to move from 09A
5204.39	5204.39 Lubricants									
5204.39	5204.39 Lubricants									
5204.40	5204.40 Mechanical Maintenance	Grainger		8/11/23		3 - strainer screens - Returned	Actual		-146.70	submit to concur 8/14
5204.40	5204.40 Mechanical Maintenance	Grainger		8/11/23		Y Strainer 5 7/8 H.20 Mech, PVC - Returned	Actual		-260.02	submit to concur 8/14
5204.40	5204.40 Mechanical Maintenance	Grainger		7/13/23		3 - strainer screens	Actual		146.70	approved in Concur 7/17
5204.40	5204.40 Mechanical Maintenance	Grainger		7/7/23		Y Strainer 5 7/8 H.20 Mech, PVC	Actual		260.02	approved in Concur 7/10
5204.40	5204.40 Mechanical Maintenance	Mike Pcard		10/4/23		Fisher Auto Parts - Batteries for emergency trailer pumps	Actual		299.84	
5204.40	5204.40 Mechanical Maintenance	Mike Pcard		7/19/23		Galco - PWS 1 Bypass Board	Actual		497.01	Brian R to move from 09A
5204.40	5204.40 Mechanical Maintenance	Paul Horrigan Pcard		9/14/23		Advanced Auto Parts - 2 portable pumps	Actual		744.56	Joyce to move & split tax 9/29
5204.40	5204.40 Mechanical Maintenance	John Hoadley & Sons		7/18/23		Emergency repair to RST Room-Broken Pipe	Actual		1,033.78	submit to Concur 7/31
5204.40	5204.40 Mechanical Maintenance	Blanchard Electric, Inc.		8/28/23		Repair Influent pump #2 motor	Actual		1,750.00	pd concur 8/29
5204.40	5204.40 Mechanical Maintenance	Bartlett & Brillon, LLC		6/22/23		6" FL Plug w/op nut + Freight	Actual		3,714.75	pd Concur 6/30/23
5204.40	5204.40 Mechanical Maintenance									
5204.40	5204.40 Mechanical Maintenance									
5204.43	5204.43 Vehicle Repairs									
5204.46	5204.46 Sewer Line Maintenance	BMC Corp		6/28/23		6/28 Jet/Vac/Operator Nantasket Ave for blockage	Actual		1,980.00	pd Concur 7/7/23
5204.51	5204.51 Lab Apparatus									
5204.51	5204.51 Lab Apparatus									
5204.58	5204.58 Postage									
5204.58	5204.58 Postage									
5204.71	5204.71 Other Misc Expense	Mike P-Card		9/12/23		Auto Zone - Lawn & Garden Belt	Actual		10.29	
5204.71	5204.71 Other Misc Expense	Mike P-Card		5/3/23		United Construction & Forestry-labor & parts Godwin Pump at Plant	Actual		1,535.39	
5304.01	5304.01 Sub Bldg & Grounds Maintenance									
5304.01	5304.01 Sub Bldg & Grounds Maintenance									

[illegible]

[illegible]

[illegible]

[illegible]

[illegible]

[illegible]

[illegible]

Full Cost Elements

Vendor Name / Employee Name

PO #

Date Ordered /
Worked

Hours Worked

Purpose of Vendor Invoice / Timesheet Comments

Actual /Estimate
Label

Vendor
Invoice
Number

**Vendor Invoice
Amount / Wages**

**Date Sent
to Portland**

[illegible]

Full Cost Elements

Vendor Name / Employee Name

PO #

Date Ordered /
Worked

Hours Worked

Purpose of Vendor Invoice / Timesheet Comments

Actual /Estimate
Label

Vendor
Invoice
Number

**Vendor Invoice
Amount / Wages**

**Date Sent
to Portland**

[illegible]

[illegible]