



HULL HIGH SCHOOL THEATRE ARTS

Report to the
Hull School Committee
April 10, 2017

2016-2017 Performances

- ▣ A Midsummer Night's Dream
- ▣ The Drowsy Chaperone
- ▣ Everything I Needed to Learn I Learned from Being in a Bad Play (Festival Play)



Financial Structure

- ▣ Student Activity Account
 - Current Balance = \$ 20,457.69
- ▣ Drama Donations Revolving Account
 - Current Balance = \$15,576.98
- ▣ Drama User Fees Revolving Account
 - Current Balance = \$9,645.73
- ▣ General Fund Allocation
 - Current Balance = \$0.00

Student Activity Account

Revenue

- ▣ Ticket Sales
- ▣ Concessions
- ▣ Ad Book
- ▣ Raffles*
- ▣ T-shirts
- ▣ Rake and Takes

Expenses

- ▣ Costumes
- ▣ Rights
- ▣ Lighting
- ▣ Sound
- ▣ Set
- ▣ Make-up

Drama Donations Revolving Account

Revenue

- ▣ Annual Drama Auction Fundraiser

TOTAL RAISED:
\$8,064

Expenses

- ▣ Stipends

TOTAL SPENT:
\$8,044

Drama User Fees Revolving Account

Revenue

- ▣ User Fees

Expenses

- ▣ Rake and Take Costs
- ▣ Other Expenses

TOTAL RAISED =
\$5,990

TOTAL SPENT =
\$1,324

General Fund Allocation

Revenue

- ▣ \$15,000

Expenses

- ▣ HHS Theatre Arts
Director Stipend
- ▣ 1/2 Spring Musical
Lighting Director
Stipend

A Midsummer Night's Dream

Revenues

\$6,724

Expenses

\$10,522

Festival Play

Revenues

\$1,100

Expenses

\$2,216

The Drowsy Chaperone

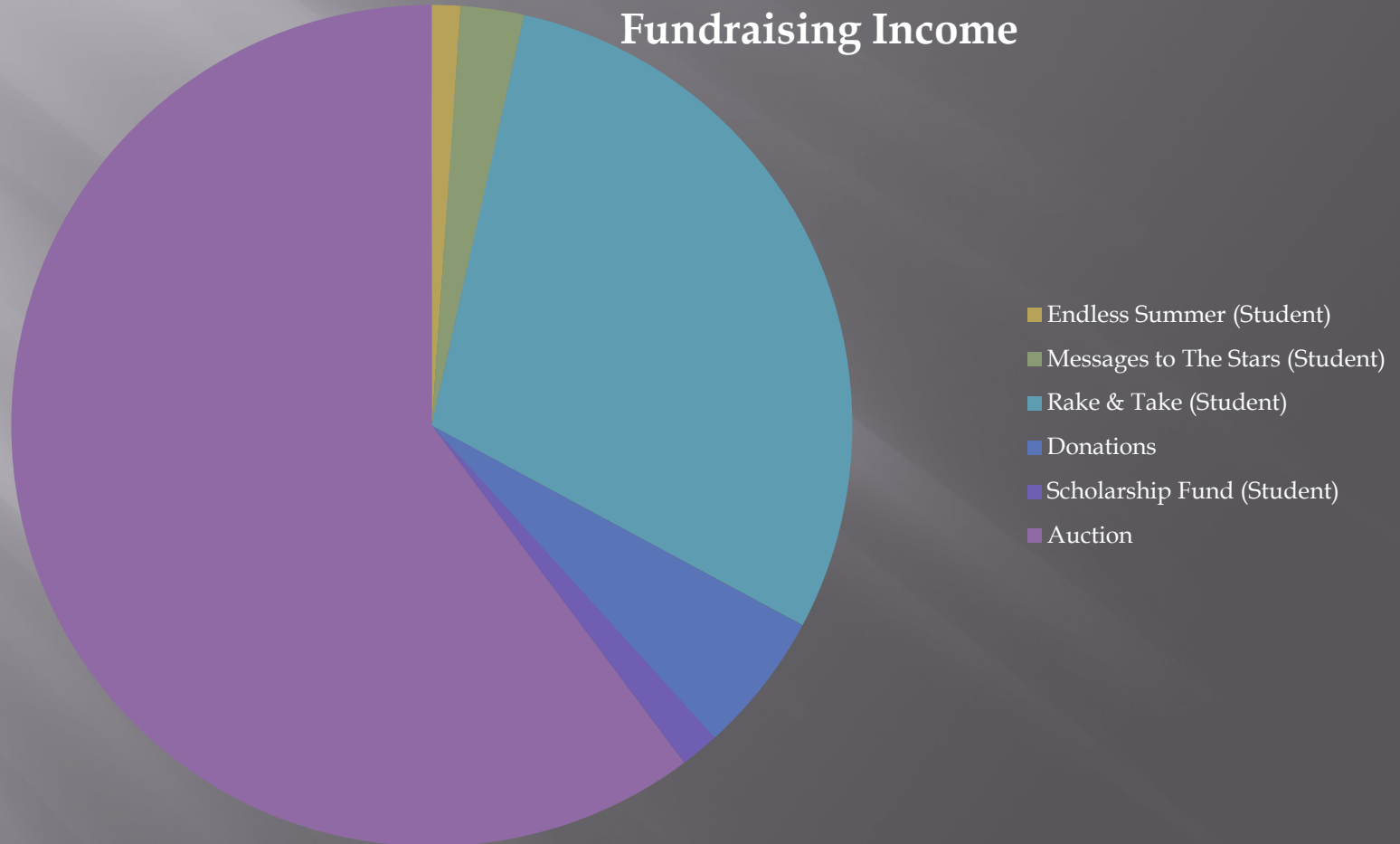
Revenues

\$6,078

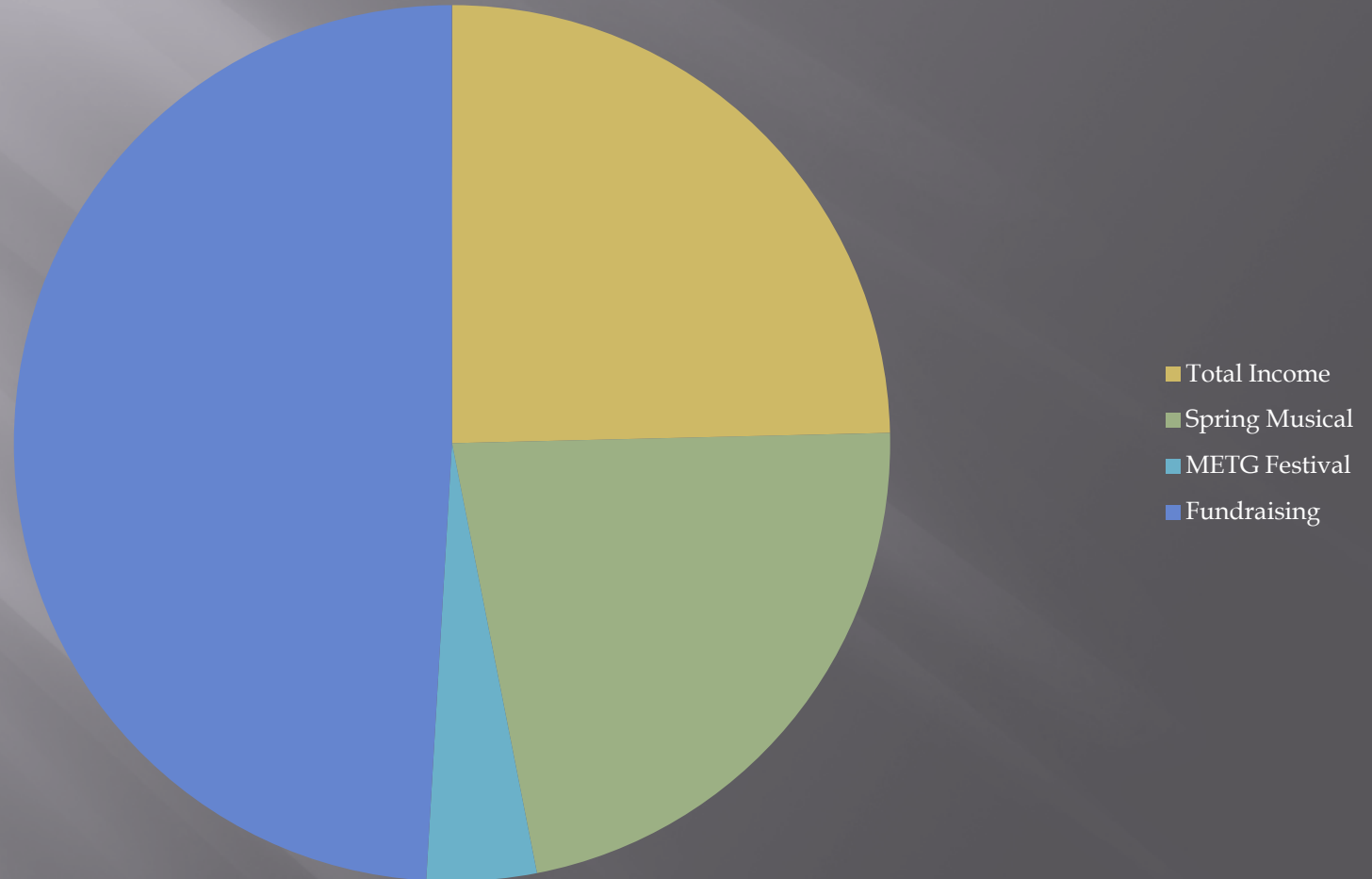
Expenses

\$16,224

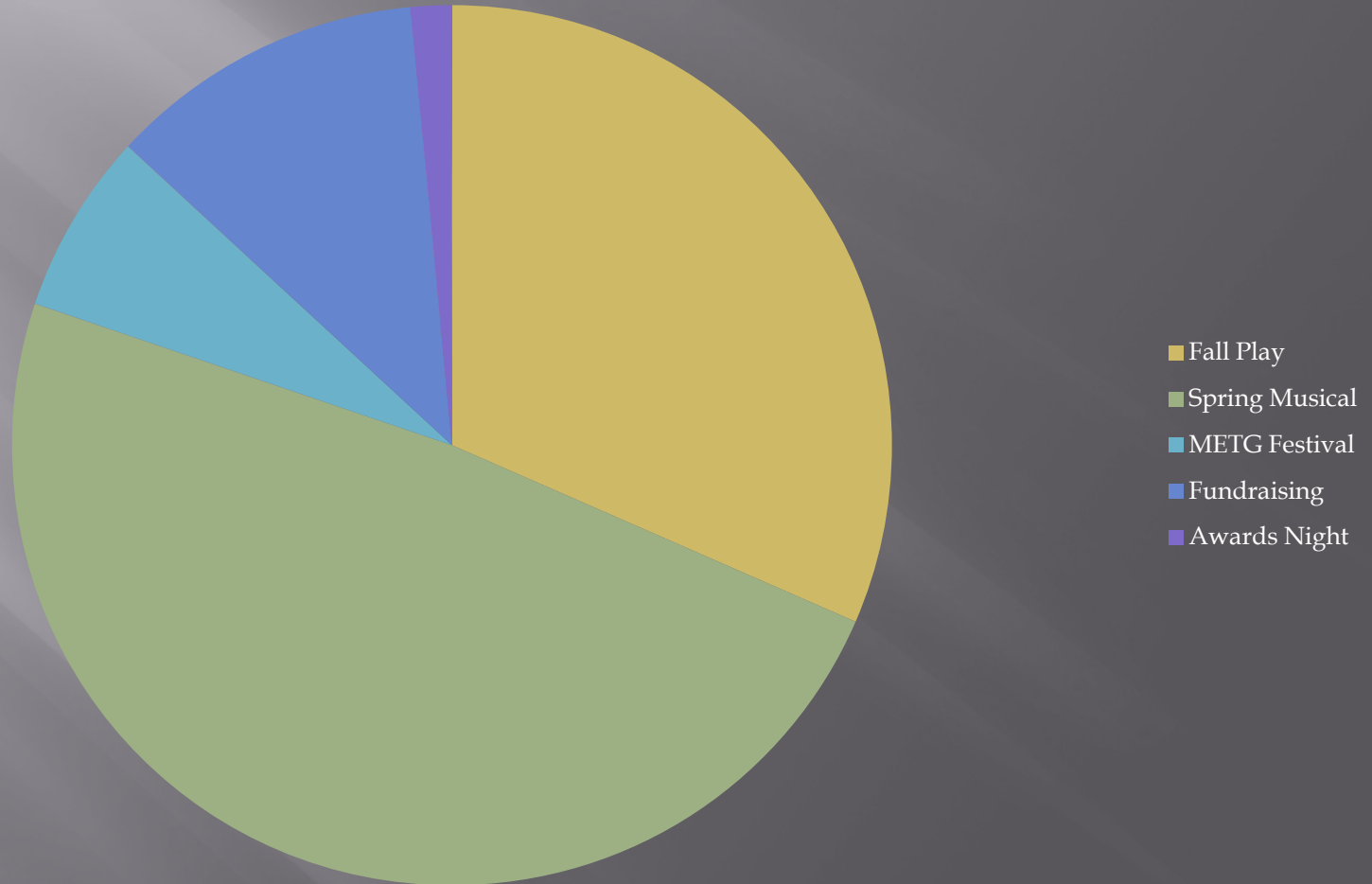
HHSTA Fundraising = \$13,391



HHSTA Revenue = \$27,292

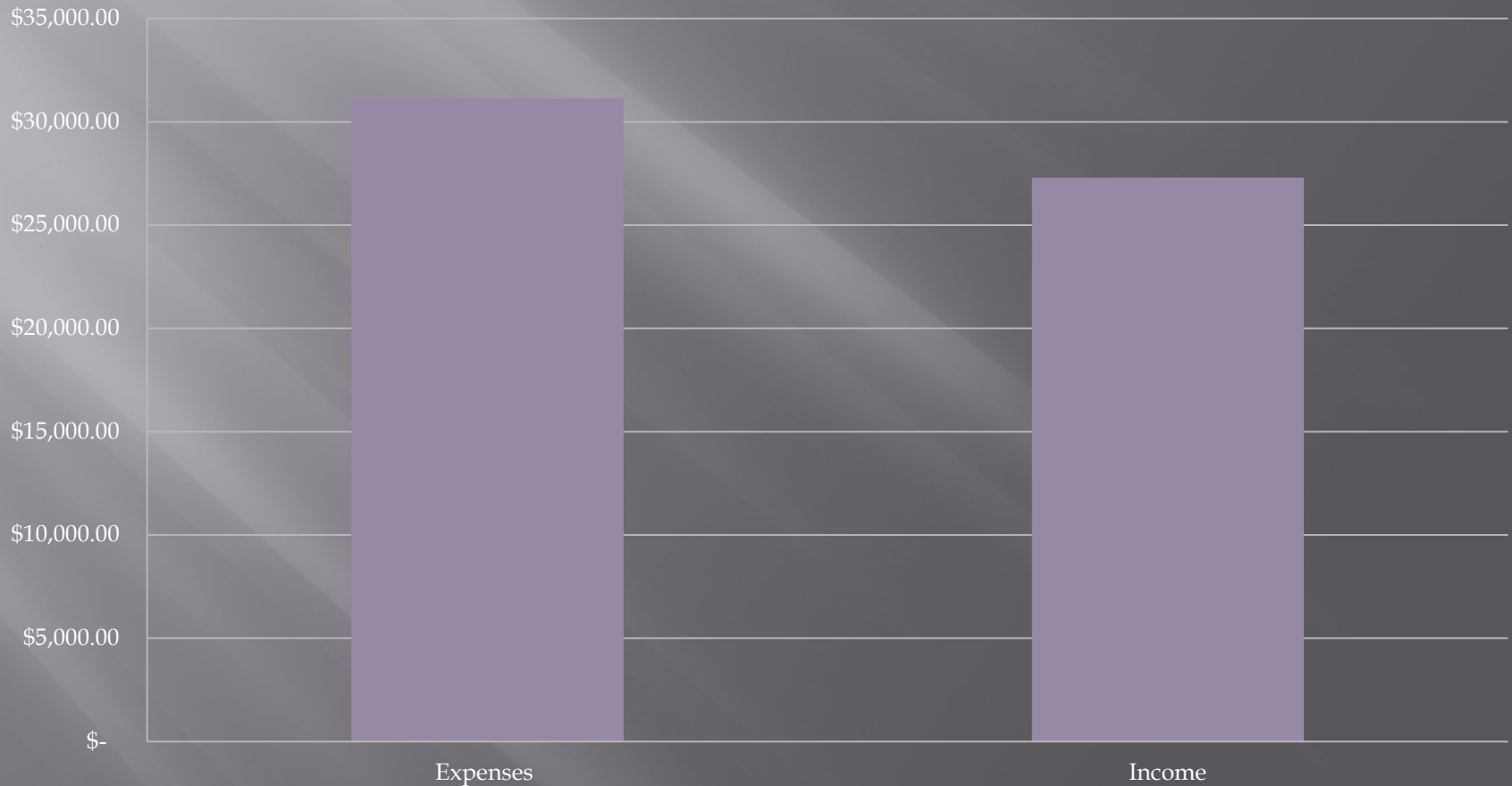


HHSTA Expenses = \$31,128



NET = - \$3,836

Income vs. Expense



Drama User Fees

- ▣ Cast and crew members pay:
 - \$75 per show

- ▣ We recommend making no changes to the fee structure at this time.