

What Is the Coaching Model ?

K-8 Instructional & Literacy Coaches

**DISTRICT
ADMINISTRATION**

PARCC/MCAS

CURRICULUM

**INSTRUCTIONAL
COACHES**

DATA

- Common Core State Standards
- Instructional Practices

**INSTRUCTIONAL
STAFF**

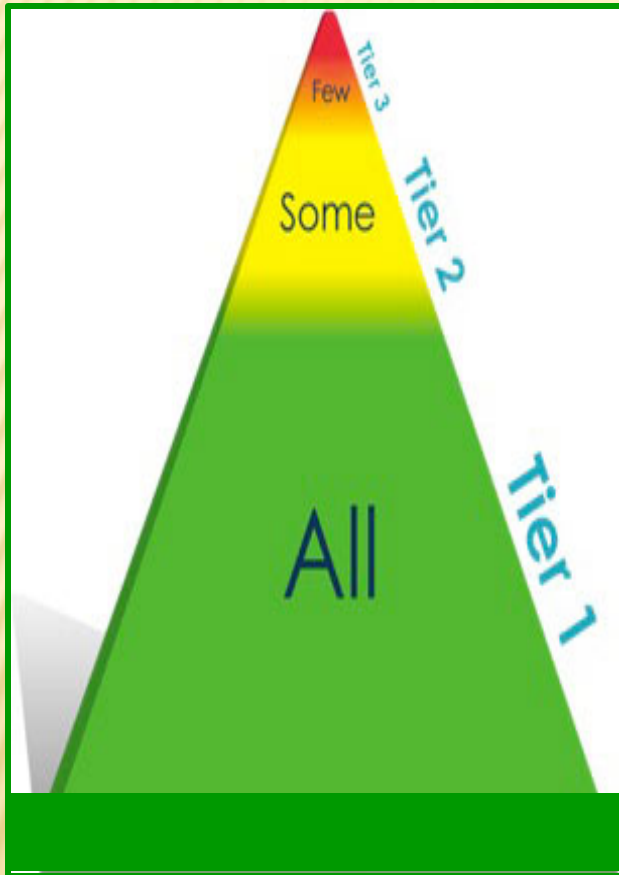
Formative Assessments

**Bi-Weekly Meetings
Grade Level & Content Area Teachers**

**Quarterly Data Meetings & Monthly Meetings
Title I Reading Specialists**

**Quarterly Data Meetings & Monthly Meetings
Special Education Teachers**

RESPONSE TO INTERVENTION MODEL FOR READING



TIER I 80% – 90%

- Classroom Level Intervention: Instructional or curricular

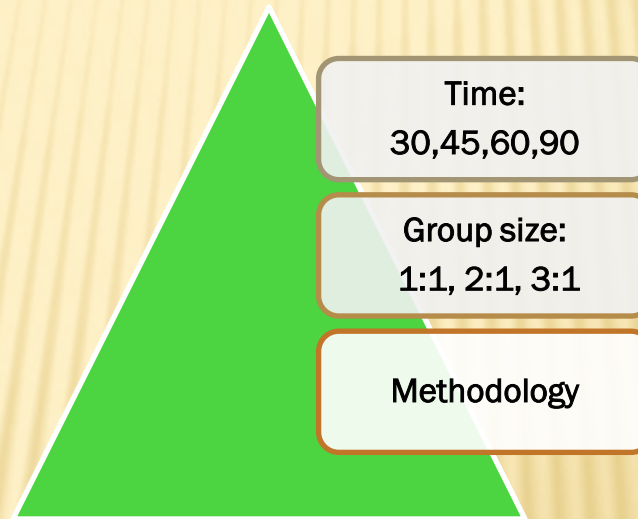
TIER II 5%-15%

- Reading Invention pullout
- Reading Academy

- Parent Communication*

- *Group size for instruction based on research.*

- *Quarterly data meetings determine groupings (time & students).*



TIER III 0 – 10%

- Special Education

THE COACHING MODEL

EMBEDDED ADULT LEARNING GOALS :

Build

- **CAPACITY**

Build

- **AGENCY**

Build

- **VOICE**

IMPROVING STUDENT OUTCOMES: COORDINATED & CONSISTENT PRACTICE



“Mind you, I’m not responsible for the entire pipeline – just the section that flows through my office.”

RESULTS

DIAGNOSTIC READING ASSESSMENT (DRA)

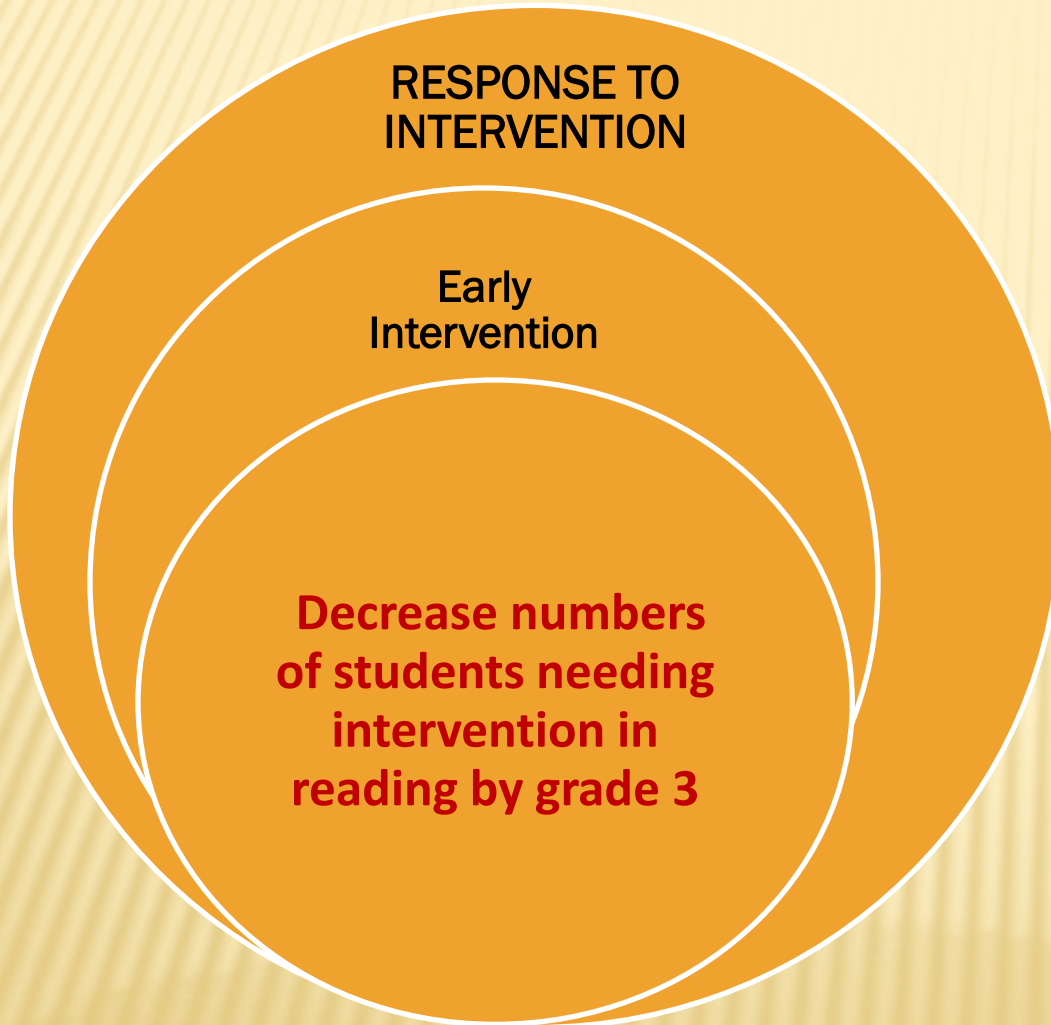
- ✖ The Developmental Reading Assessment is a reading assessment designed to help teachers systematically observe, record, and evaluate changes in student reading performance. It features tools to assess reading engagement, fluency, and comprehension, allowing you to identify reading strengths and weaknesses and target instruction to meet individual needs.

<http://www.pearsonschool.com/>

GRADE	DRA LEVELS
K	A,1,2,3
1	4,6,8,10,12,14,16
2	18,20,24,28
3	30,34,38


COACHING MODEL GOAL

Students reaching
benchmark for reading by
June



Grade	FY 15	FY 16
K	14 of 18 students	17 of 24 students
1	15 of 29 students	13 of 23 students
2	7 of 14 students	8 of 16 students
3	5 of 6 students	3 of 5 students

DATA SOFTWARE: ROCKET



- Stores**: Student data over time: DRA, Gates & Session notes
- Tracks**: Attendance, groupings, instructors, amount of instruction, Tier
- Develops** instructional staff in the areas of data analysis, data-driven decision making

STUDENT JOURNEY

DATE/ GRADE		DRA	SCORE	NOTES
9/26/2014	1	DRA	2	
11/10/2014	1	DRA	3	
1/24/2015	1	DRA	3	
4/17/2015	1	DRA	6	
6/5/2015	1	DRA	10	
9/15/2015	2	DRA	6	
11/5/2015	2	DRA	10	
1/29/2016	2	DRA	18	
4/1/2016	2	DRA	20	
5/26/2016	2	DRA	24	
9/6/2016	3	DRA	20	98% accurate, indep rate, indep ORF, instru comp. L24 accur intervention by one error.
11/3/2016	3	DRA	28	indep rate, 94% accurate, indep ORF, instructional comp. L30 intervention accuracy

